



Frontier Electronics Corp.

667 E. COCHRAN STREET, SIMI VALLEY, CA 93065

TEL: (805) 522-9998 FAX: (805) 522-9989

E-mail: frontiersales@frontierusa.com

Web: <http://www.frontierusa.com>

1A SURFACE MOUNT SCHOTTKY BARRIER RECTIFIERS

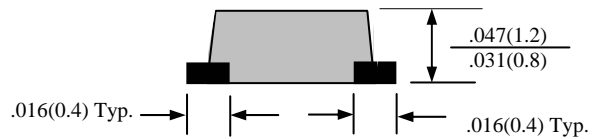
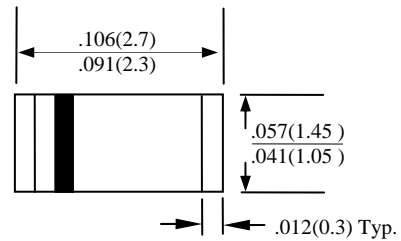
FM120-N THRU FM160-N

FEATURES

- PLASTIC MATERIAL USED CARRIES UNDERWRITERS LABORATORY CLASSIFICATION 94 V-0
- FOR SURFACE MOUNTED APPLICATIONS
- EXCEEDS ENVIRONMENTAL STANDARDS OF MIL-S-19500 / 228
- LOW LEAKAGE CURRENT

MECHANICAL DATA

- CASE: MOLDED PLASTIC ,JEDEC SOD-323 DIMENSIONS IN INCHES AND (MILLIMETERS)
- TERMINALS: SOLDER PLATED, SOLDERABLE PER MIL-STD-750,METHOD 2026
- MOUNTING POSITION : ANY
- WEIGHT: 0.0045 GRAMS



MAXIMUM RATINGS AND ELECTRICAL CHARACTERISTICS RATINGS AT 25°C AMBIENT TEMPERATURE UNLESS OTHERWISE SPECIFIED SINGLE PHASE, HALF WAVE, 60 HZ, RESISTIVE OR INDUCTIVE LOAD. FOR CAPACITIVE LOAD, DERATE CURRENT BY 20%

RATINGS	SYMBOL	FM120-N	FM130-N	FM140-N	FM150-N	FM160-N	UNITS
MAXIMUM RECURRENT PEAK REVERSE VOLTAGE	V_{RRM}	20	30	40	50	60	V
MAXIMUM RMS VOLTAGE	V_{RMS}	14	21	28	35	42	V
MAXIMUM DC BLOCKING VOLTAGE	V_{DC}	20	30	40	50	60	V
MAXIMUM AVERAGE FORWARD RECTIFIED CURRENT SEE FIG.1	I_O	1.0					A
MAXIMUM OVERLOAD SURGE 8.3ms SINGLE HALF SINE-WAVE	I_{FSM}	30					A
TYPICAL JUNCTION CAPACITANCE (NOTE 1)	C_J	120					PF
STORAGE TEMPERATURE RANGE	T_{STG}	-55 TO + 150					°C
OPERATING TEMPERATURE RANGE	T_{OP}	-55 TO + 125					°C

ELECTRICAL CHARACTERISTICS ($A_T T_A = 25^\circ C$ UNLESS OTHERWISE NOTED)

CHARACTERISTICS	SYMBOL	FM120-N	FM130-N	FM140-N	FM150-N	FM160-N	UNITS
MAXIMUM FORWARD VOLTAGE AT 1.0A AND 25°C	V_F	0.55			0.70		V
MAXIMUM REVERSE CURRENT AT 25°C	I_R	0.5					mA
MARKING		12	13	14	15	16	

NOTE: 1. MEASURED AT 1.0 MHZ AND APPLIED REVERSE VOLTAGE OF 4.0 V

RATINGS AND CHARACTERISTIC CURVE FM120-N THRU FM160-N

FIG. 1 - FORWARD CURRENT DERATING CURVE

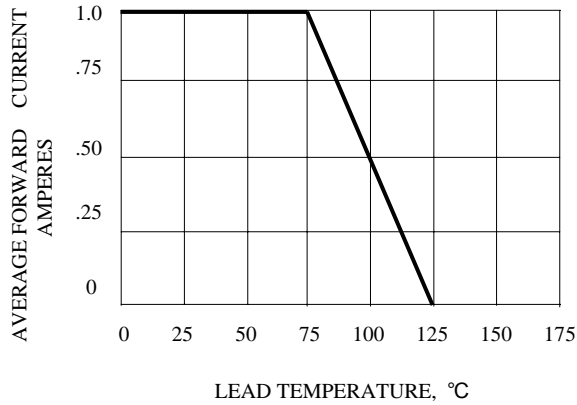


FIG. 2 - TYPICAL INSTANTANEOUS FORWARD CHARACTERISTICS

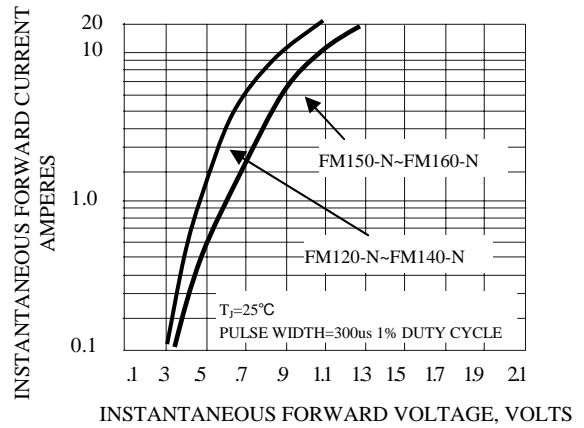


FIG. 3 - TYPICAL REVERSE CHARACTERISTICS

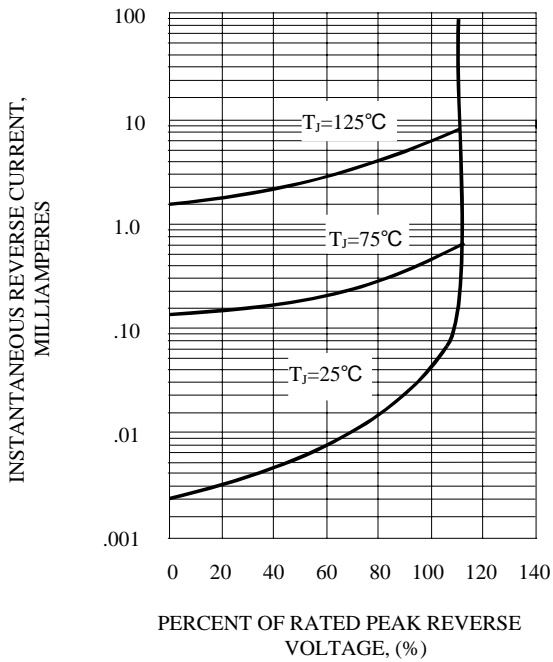


Fig. 4 - MAXIMUM FORWARD SURGE NUMBER OF CYCLES

