

GLASS PASSIVATED BRIDGE RECTIFIERS	REVERSE VOLTAGE - 50 to 1000Volts FORWARD CURRENT - 4/6Amperes
FEATURES <ul style="list-style-type: none"> ● Surge overload rating -125~150 Amperes peak ● Ideal for printed circuit board ● Plastic material has UL flammability classification 94V-0 ● Mounting position :Any 	<p style="text-align: center;">Dimensions in inches and (milimeters)</p>

MAXIMUM RATINGS AND ELECTRICAL CHARACTERISTICS

Rating at 25°C ambient temperature unless otherwise specified.
 Single phase, half wave ,60Hz, resistive or inductive load.
 For capacitive load, derate current by 20%

CHARACTERISTICS	SYMBOL	KBL 6005G	KBL 601G	KBL 602G	KBL 604G	KBL 606G	KBL 608GG	KBL 610G	UNIT
		KBL 005G	KBL 01G	KBL 02G	KBL 04G	KBL 06G	KBL 08G	KBL 10G	
Maximum Recurrent Peak Reverse Voltage	VRRM	50	100	200	400	600	800	1000	V
Maximum RMS Bridge Input Voltage	VRMS	35	70	140	280	420	560	700	V
Maximum DC Blocking Voltage	VDC	50	100	200	400	600	800	1000	V
Maximum Average Forward Output Current at 50°C TA (Note1)	I(AV)	4.0A 6.0A			4.0 6.0				A
Peak Forward Surage Current 8.3ms Single Half Sine-Wave Super Imposed on Rated Load	IFSM				125 150				A
Maximum Forward Voltage Drop Per Element at 4.0/3.0A Peak	VF				1.1				V
Maximum DC Reverse Current at Rated DC Blocking Voltage	IR				10.0				uA
Maximum Reverse Current at Rated DC Blocking Voltage and 150°C TA	IR				1.0				mA
Operating Temperature Range TJ	TJ				-55 to +150				°C
Storage Temperature Range TA	TSTG				-55 to +150				°C

NOTES : 1. Mounting conditions ,0.5" lead length maximum.

RATING AND CHARACTERISTIC CURVES
KBL4(G)/KBL6(G) SERIES



FIG.1-MAXIMUM FORWARD SURGE CURRENT

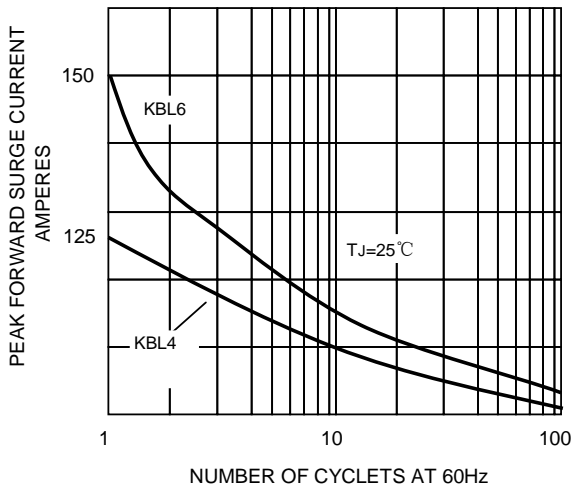


FIG.1-DERATING CURVE
 OUTPUT RECTIFIED CURRENT

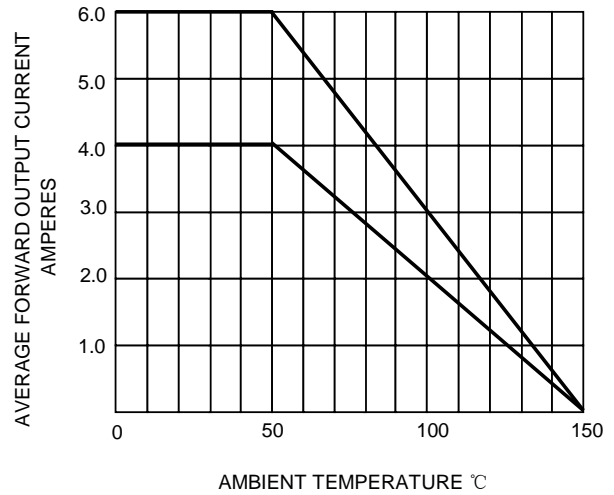


FIG.4-TYPICAL FORWARD CHARACTERISTICS

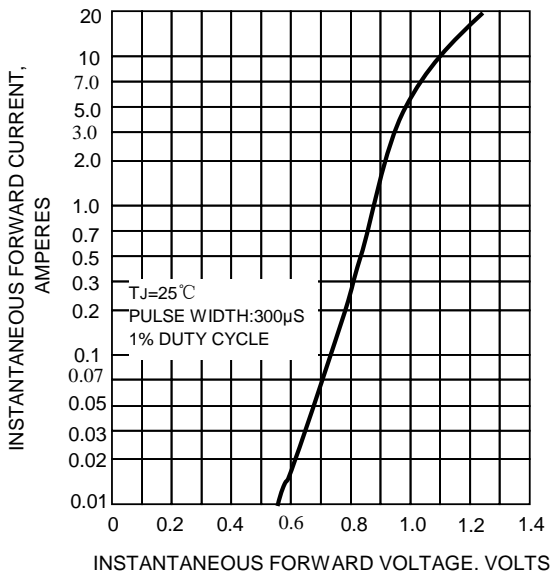


FIG.4-TYPICAL REVERSE CHARACTERISTICS

