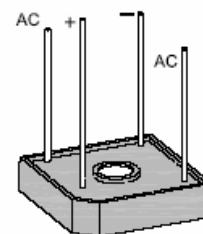


35A Glass Passivated Bridge Rectifier

Features

- Glass passivated chip junction
- Integrally molded heatsink provides very low thermal Resistance for Maxim heat dissipation
- Universal 3-way terminals; snap-on, wire wrap-around Or P.C.B mounting
- Typical I_R less than $0.3\mu A$
- High forward surge current capability
- High temperature soldering guaranteed: $260^{\circ}C/10$ seconds at 5lbs.(2.3kg) tension
- This series is UL recognized under component index, File number E194718
- RoHS Compliant



GBPC35W



Mechanical Data

Case:	GBPC35W, Molded plastic with heatsink integrally mounted in the bridge encapsulation
Epoxy:	Plastic package has UL flammability classification 94V-0
Terminals:	Plated 0.25" (6.35mm) faston lugs
Polarity:	Polarity symbols molded on body
Mounting Position	See note 2
Mounting Torque	20in.-lb.Max
Weight:	18 grams

Maximum Ratings And Electrical Characteristics ($T_{amb}=25^{\circ}C$)

Symbol	Description	GBPC 35-005W	GBPC 35-01W	GBPC 35-02W	GBPC 35-04W	GBPC 35-06W	GBPC 35-08W	GBPC 35-10W	Unit	Conditions
VRRM	Max. Repetitive Peak Reverse Voltage	50	100	200	400	600	800	1000	V	
VRMS	Max. RMS Voltage	35	70	140	280	420	560	700	V	
VDC	Max. DC blocking voltage	50	100	200	400	600	800	1000	V	

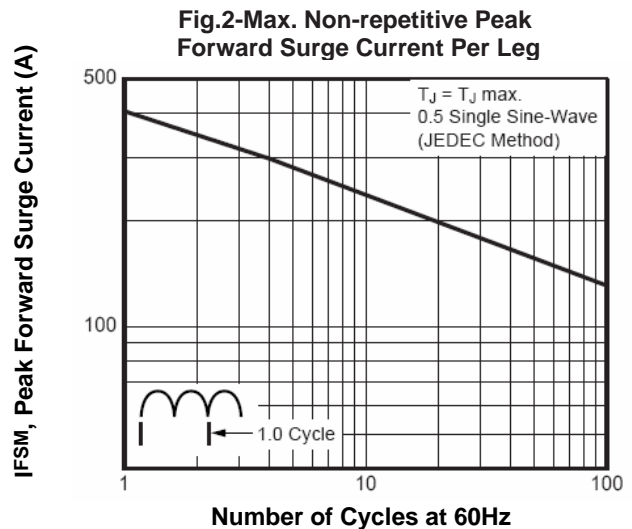
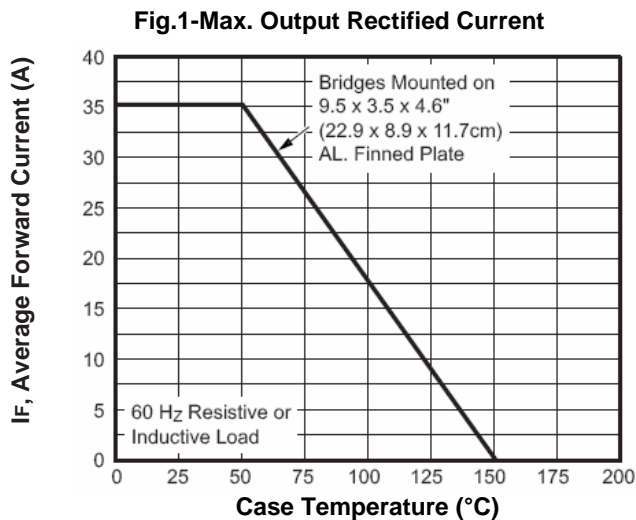
35A Glass Passivated Bridge Rectifier

GBPC35-005W - GBPC35-10W

IF(AV)	Max. Average Forward Rectified Output Current	35.0	A	See Fig.1
IFSM	Peak Forward Surge Current	400	A	8.3ms single half sine-wave superimposed on rated load (JEDEC method)
VF	Max. Instantaneous Forward Voltage drop per leg	1.1	V	IF(AV)=17.5A
IR	Max. Reverse DC Current At Rated DC Blocking Voltage per leg	5.0	μA	TC = 25°C
		500	μA	TC = 125°C
I²t	Rating for Fusing (1ms<t<8.3ms)	660	A ² s	
CJ	Typical junction capacitance	300	pF	f=1MHz VR= 4V
Rthjc	Typical Thermal Resistance per leg	1.4	°C / W	Note 1
TJ,TSTG	Operating Junction and Storage Temperature Range	-65 to +150	°C	

- Note:** 1. Thermal Resistance from junction to Case per leg.
 2. Bolt down on Heatsink with Silicone Thermal Compound Between and Mounting Surface for Maximum Heat Transfer with #10 Screw.

Typical Characteristics Curves



35A Glass Passivated Bridge Rectifier

GBPC35-005W - GBPC35-10W

Fig.3-Typical Instantaneous Forward Characteristic Per Leg

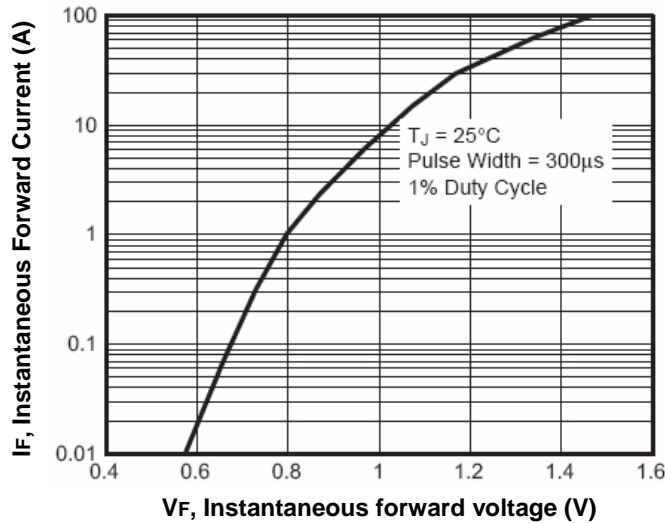


Fig.4-Typical Reverse Characteristics Per Leg

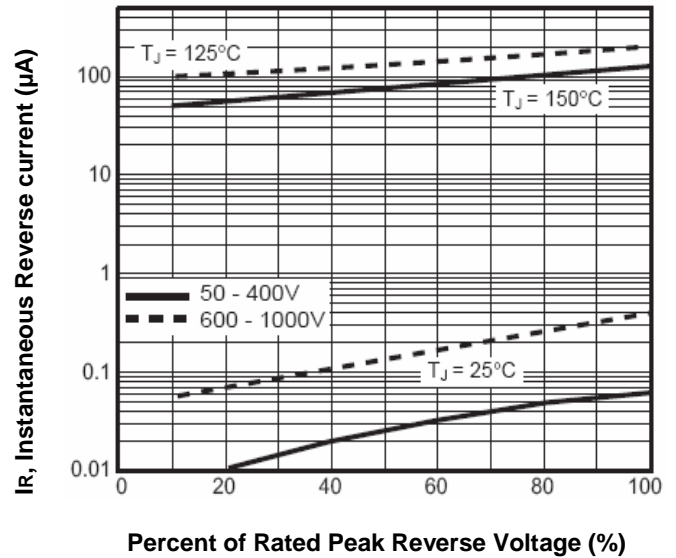
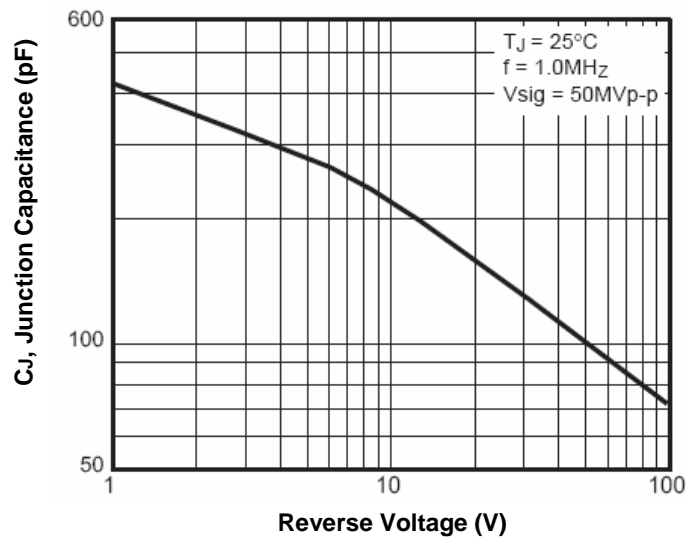


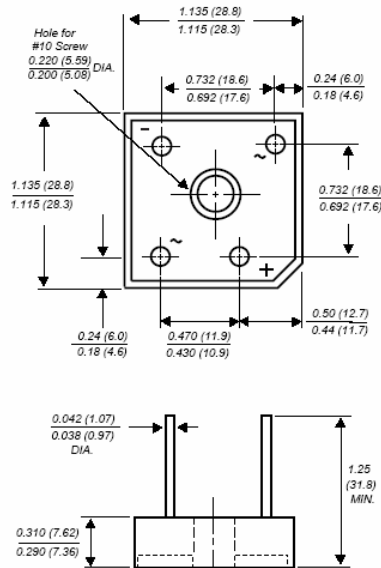
Fig.5-Typical Junction Capacitance Per Leg



35A Glass Passivated Bridge Rectifier

GBPC35-005W - GBPC35-10W

Dimensions in inch (mm)



GBPC35W

How to contact us

US HEADQUARTERS

28040 WEST HARRISON PARKWAY, VALENCIA, CA 91355-4162

Tel: (800) TAITRON (800) 824-8766 (661) 257-6060

Fax: (800) TAITFAX (800) 824-8329 (661) 257-6415

Email: taitron@taitroncomponents.com

Http://www.taitroncomponents.com

TAITRON COMPONENTS MEXICO, S.A. DE C.V.

BOULEVARD CENTRAL 5000 INTERIOR 5 PARQUE INDUSTRIAL ATITALAQUIA, HIDALGO C.P.

42970 MEXICO

Tel: +52-55-5560-1519

Fax: +52-55-5560-2190

TAITRON COMPONENTS INCORPORATED REPRESENTAÇÕES DO BRASIL LTDA

RUA DOMINGOS DE MORAIS, 2777, 2.ANDAR, SALA 24 SAÚDE - SÃO PAULO-SP 04035-001 BRAZIL

Tel: +55-11-5574-7949

Fax: +55-11-5572-0052

TAITRON COMPONENTS INCORPORATED, SHANGHAI REPRESENTATIVE OFFICE

CROSS REGION PLAZA, 899 LINGLING ROAD, SUITE 18C, SHANGHAI, 200030, CHINA

Tel: +86-21-5424-9942

Fax: +86-21-5424-9931

TAITRON
components incorporated

Rev. A/DX 2007-05-06