Ultra-Fast-Recovery Rectifier Diodes

Parameter / Type No.	Absolute Maximum Ratings					Electrical Characteristics (Ta=25°C)									Others	
	V_{RM} (V)	$I_{F(AV)}$ (A) With Heatsink	I_{FSM} (A) 50Hz Half-cycle Sinewave Single Shot	Tj (°C)	Tstg (°C)	V_F (V) max	I_F (A)	I_R (mA) $V_R=V_{RM}$ max	I_R (H) (mA) $V_R=V_{RM}$ Ta=100°C max	t_{rr}① (ns)	I_F/I_{RP} (mA)	t_{rr}② (ns)	I_F/I_{RP} (mA)	Rth (j-c) (°C/W)	Mass (g)	Fig.
FML-G12S	200	5.0	65	–40 to +150		0.98	5.0	0.25	1.0	40	100/100	30	100/200	4.0	2.1	Ⓐ
FML-G13S	300		70			1.30		0.1	0.2	50		35				
FML-G14S	400															
FML-G16S	600		50			1.50			0.5		500/500		500/1000			

FML-G12S

Tc—$I_{F(AV)}$ Derating

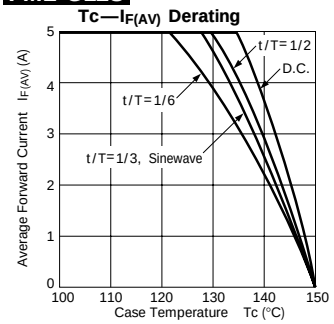

V_F—I_F Characteristics (Typical)

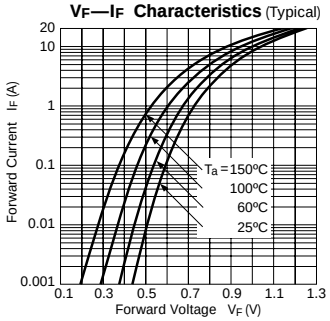

I_{FMS} Rating

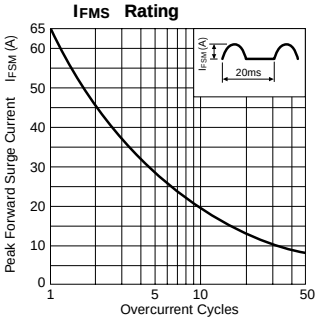

FML-G13S, G14S

Tc—$I_{F(AV)}$ Derating

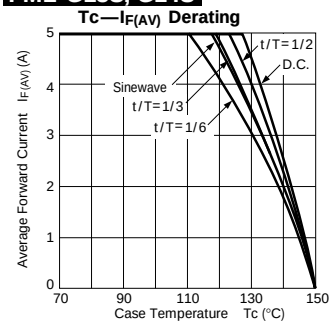

V_F—I_F Characteristics (Typical)

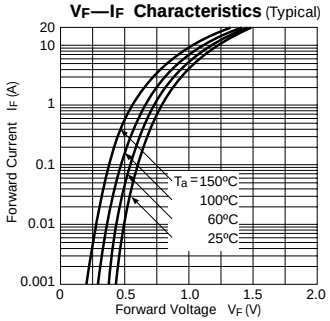

I_{FMS} Rating

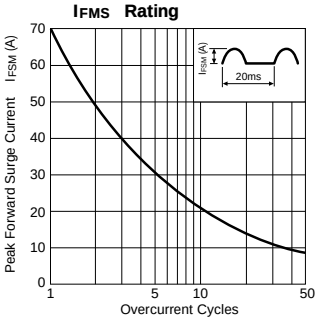

FML-G16S

Tc—$I_{F(AV)}$ Derating

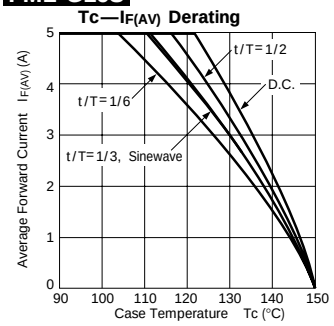

V_F—I_F Characteristics (Typical)

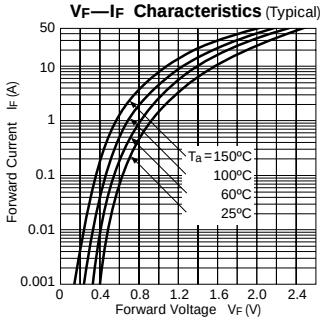

I_{FMS} Rating

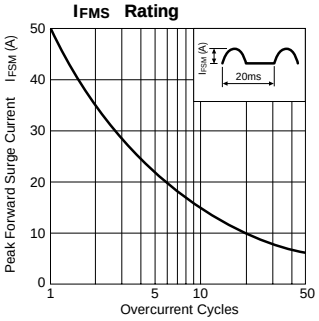

External Dimensions
(Unit: mm) (Full-mold)

[Flammability:
UL94V-0 or Equivalent]

Fig.Ⓐ

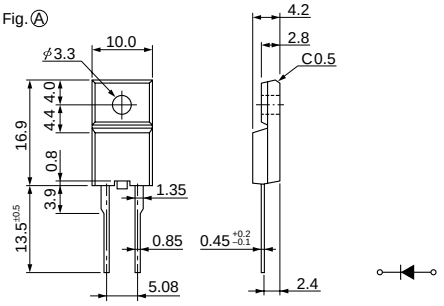

Downloaded from Elcodis.com electronic components distributor