

DATA SHEET

MF1011B900Y Microwave power transistor

Product specification
Supersedes data of December 1994

1997 Feb 18

Microwave power transistor

MF1011B900Y

FEATURES

- Suitable for short and medium pulse applications up to 100 μs pulse width, duty factor 10%
- Diffused emitter ballasting resistors improve ruggedness
- Interdigitated emitter-base structure provides high emitter efficiency
- Gold metallization with barrier realizes very stable characteristics and excellent lifetime
- Multicell geometry improves power sharing and reduces thermal resistance
- Internal input and output prematching networks allow an easier design of circuits.

APPLICATIONS

Intended for use in common base class C broadband pulsed power amplifiers for IFF, TCAS and Mode S applications in the 1030 MHz to 1090 MHz band. Also suitable for medium pulse, heavy duty operation within this band.

DESCRIPTION

NPN silicon planar epitaxial microwave power transistor in a SOT448A glued cap metal ceramic flange package, with base connected to flange.

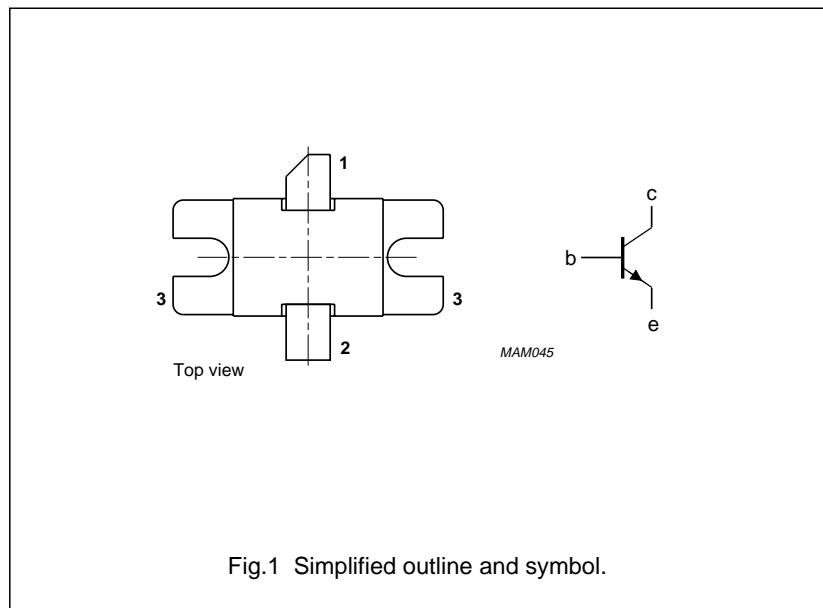
QUICK REFERENCE DATA

Microwave performance up to $T_{mb} = 25\text{ }^\circ\text{C}$ in a common-base class C narrowband amplifier.

MODE OF OPERATION	CONDITIONS	f (GHz)	V _{CC} (V)	P _L (W)	G _p (dB)	η _c (%)
Class C	t _p = 10 μs; δ = 1%	1.09	50	800	≥6	≥40

PINNING - SOT448A

PIN	DESCRIPTION
1	collector
2	emitter
3	base connected to flange



WARNING

Product and environmental safety - toxic materials

This product contains beryllium oxide. The product is entirely safe provided that the BeO slab is not damaged. All persons who handle, use or dispose of this product should be aware of its nature and of the necessary safety precautions. After use, dispose of as chemical or special waste according to the regulations applying at the location of the user. It must never be thrown out with the general or domestic waste.

Microwave power transistor

MF1011B900Y

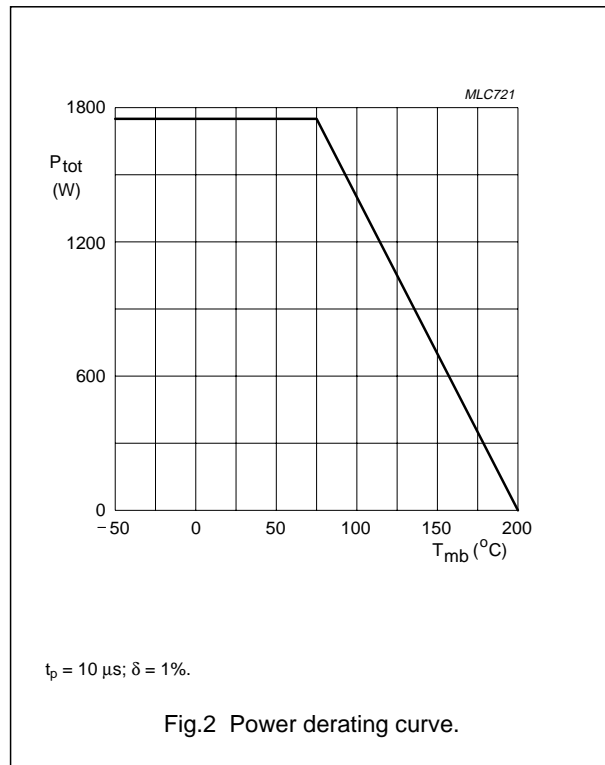
LIMITING VALUES

In accordance with the Absolute Maximum Rating System (IEC 134).

SYMBOL	PARAMETER	CONDITIONS	MIN.	MAX.	UNIT
V_{CBO}	collector-base voltage	open emitter	–	65	V
V_{CES}	collector-emitter voltage	$R_{BE} = 0$	–	65	V
V_{CEO}	collector-emitter voltage	open base	–	15	V
V_{EBO}	emitter-base voltage	open collector	–	3	V
I_{CM}	peak collector current	$t_p = 10 \mu\text{s}; \delta = 1\%$	–	50	A
P_{tot}	total power dissipation	$T_{mb} < 75 \text{ }^\circ\text{C}; t_p \leq 10 \mu\text{s}; \delta \leq 1\%$	–	1750	W
T_{stg}	storage temperature		–65	+200	$^\circ\text{C}$
T_j	junction temperature		–	200	$^\circ\text{C}$
T_{sld}	soldering temperature	$t \leq 10 \text{ s}; \text{note 1}$	–	235	$^\circ\text{C}$

Note

- Up to 0.2 mm from ceramic.



Microwave power transistor

MF1011B900Y

THERMAL CHARACTERISTICS

SYMBOL	PARAMETER	CONDITIONS	MAX.	UNIT
$R_{th\ j-mb}$	thermal resistance from junction to mounting base	$T_j = 120\text{ }^\circ\text{C}$	0.84	K/W
$R_{th\ mb-h}$	thermal resistance from mounting base to heatsink	note 1	0.2	K/W
Z_{th}	thermal impedance from junction to heatsink	$t_p = 10\ \mu\text{s}; \delta = 1\%$; notes 1 and 2	0.01	K/W

Notes

1. See "Mounting recommendations in the General part of handbook SC19a".
2. Equivalent thermal impedance under pulsed microwave operating conditions.

CHARACTERISTICS

$T_{mb} = 25\text{ }^\circ\text{C}$ unless otherwise specified.

SYMBOL	PARAMETER	CONDITIONS	MAX.	UNIT
I_{CBO}	collector cut-off current	$I_E = 0; V_{CB} = 50\text{ V}$	27	mA
I_{CES}	collector cut-off current	$V_{BE} = 0; V_{CE} = 50\text{ V}$	27	mA
I_{EBO}	emitter cut-off current	$I_C = 0; V_{EB} = 1.5\text{ V}$	7	mA
$V_{(BR)CBO}$	collector-base breakdown voltage	$I_C = 180\text{ mA}$	65	V
$V_{(BR)CES}$	collector-emitter breakdown voltage	$I_C = 180\text{ mA}; V_{BE} = 0$	65	V

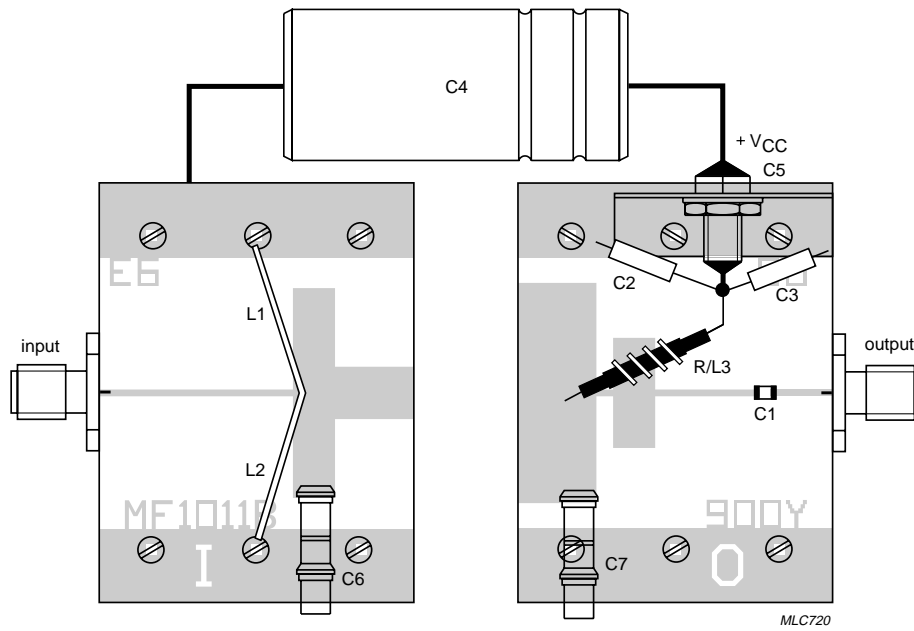
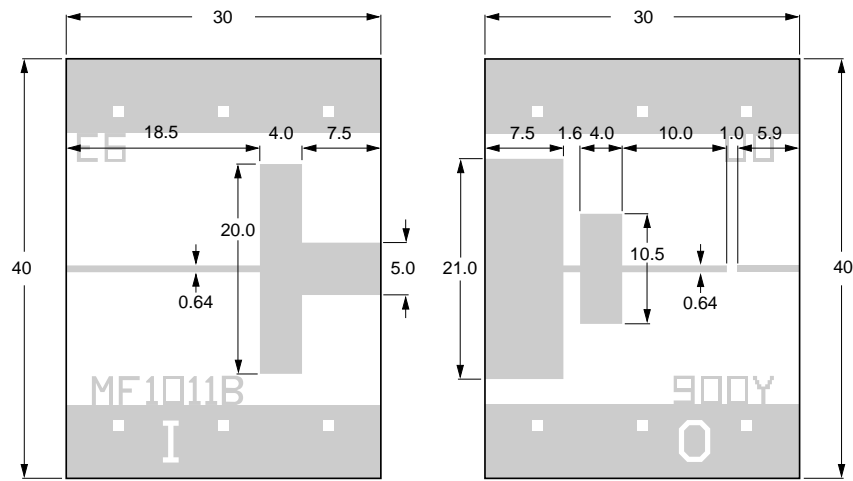
APPLICATION INFORMATION

Microwave performance up to $T_{mb} = 25\text{ }^\circ\text{C}$ in a common-base test circuit as shown in Fig.3.

MODE OF OPERATION	CONDITIONS	f (GHz)	V_{CC} (V)	P_L (W)	G_p (dB)	η_c (%)
Class C	$t_p = 10\ \mu\text{s}; \delta = 1\%$	1.09	50	≥ 800 typ. 900	≥ 6 typ. 6.5	≥ 40 typ. 48
	$t_p = 0.5\ \mu\text{s}; \delta = 50\%$ $t_p = 112\ \mu\text{s}; \delta = 1\%$	1.03 to 1.09	50	typ. 750	typ. 5.7	typ. 36
	$t_p = 32\ \mu\text{s}; \delta = 1\%$	1.09	50	typ. 870	typ. 6.3	typ. 46

Microwave power transistor

MF1011B900Y



Dimensions in mm.
 Substrate: Epsilam 10.
 Thickness: 0.635 mm.
 Permittivity: $\epsilon_r = 10$.

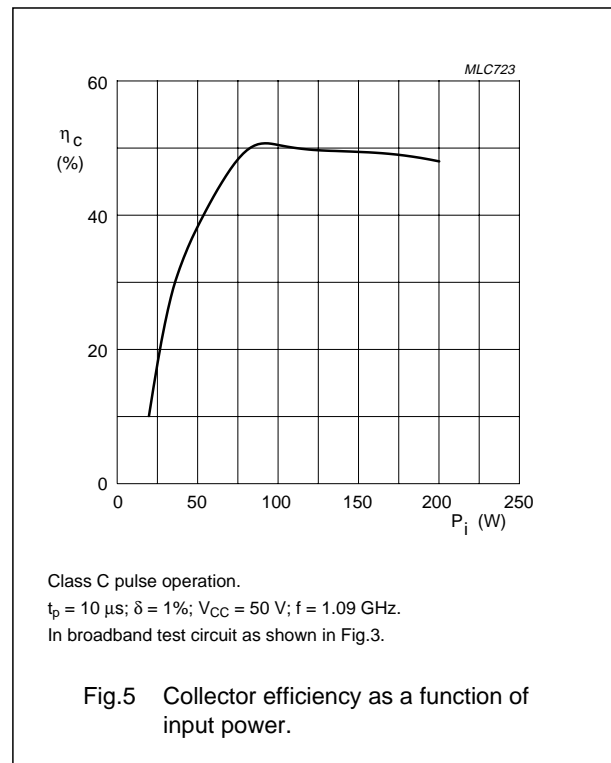
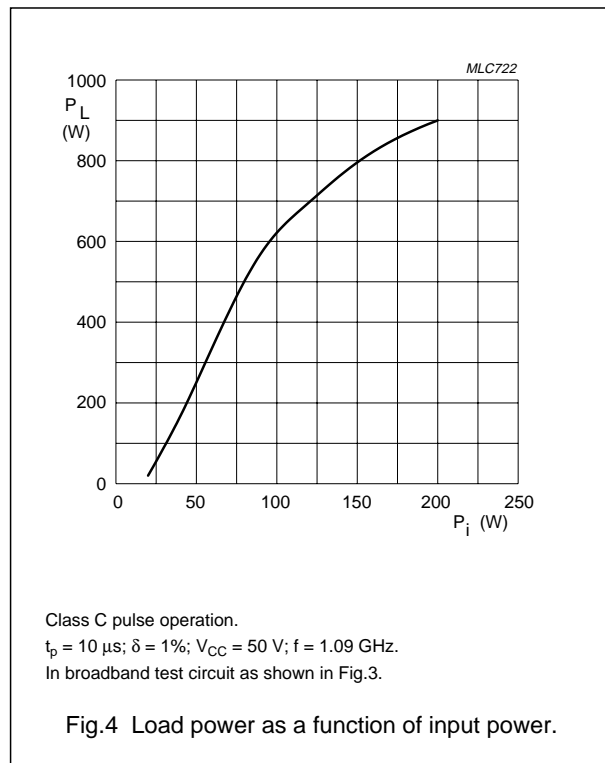
Fig.3 Broadband test circuit.

Microwave power transistor

MF1011B900Y

List of components (see Fig.3)

COMPONENT	DESCRIPTION	VALUE	ORDERING INFORMATION
C1	capacitor	100 pF	ATC 100A101kp50x
C2,C3	tantalum capacitor	10 μ F; 50 V	
C4	electrolytic capacitor	1 mF; 63 V	
C5	feedthrough bypass capacitor		Erie 1250-003
C6, C7	variable gigatrim capacitor	0.8 to 8 pF	Tekelec 729-1
L1, L2	0.65 mm copper wire; total length = 26 mm; height of loop = 10 mm		
L3	4 turns 0.65 mm copper wire; total length = 48 mm		
R	resistor	4.7 Ω ; 0.5 W	



Microwave power transistor

MF1011B900Y

Input and optimum load impedances

$V_{CE} = 50\text{ V}$; typical values at $P_L = P_{L1}$ (see Figs 6 and 7).

f (GHz)	Z_i (Ω)	Z_L (Ω)
1.03	$0.22 + j0.19$	$0.14 - j0.10$
1.09	$0.23 + j0.12$	$0.12 - j0.08$
1.15	$0.19 + j0.06$	$0.09 - j0.09$

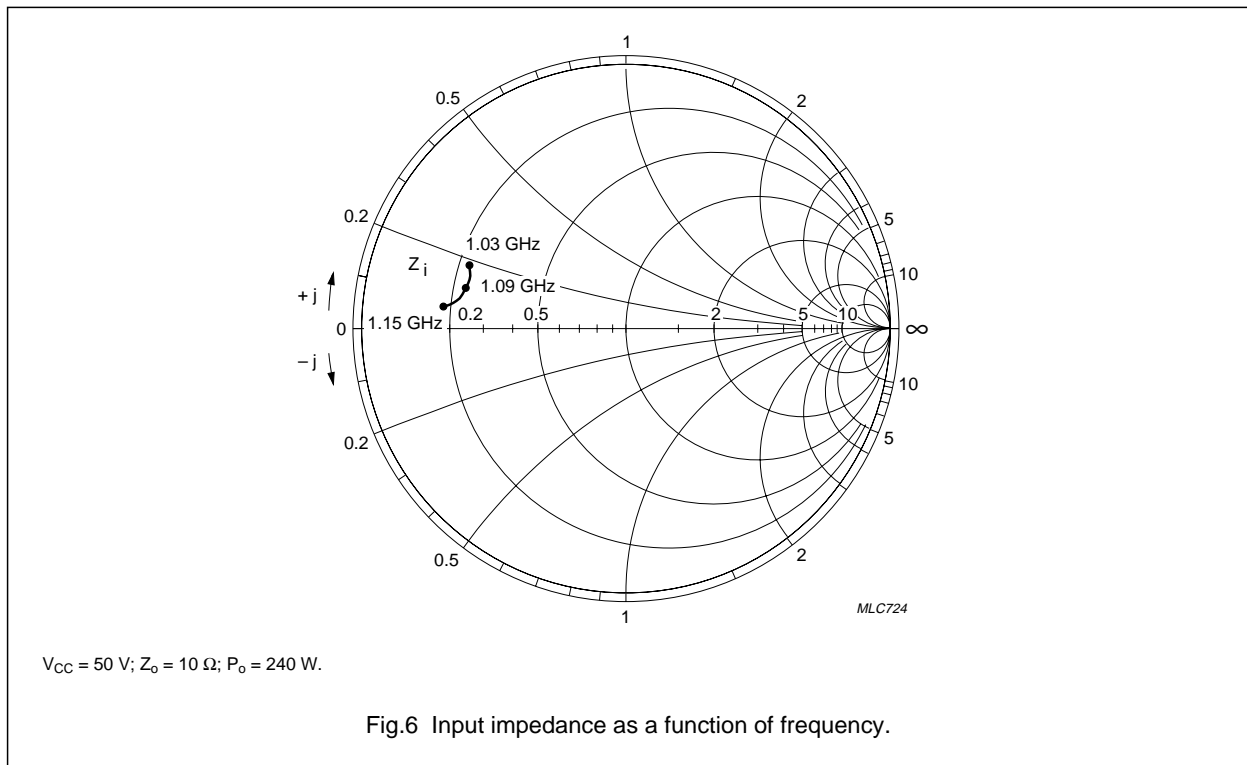
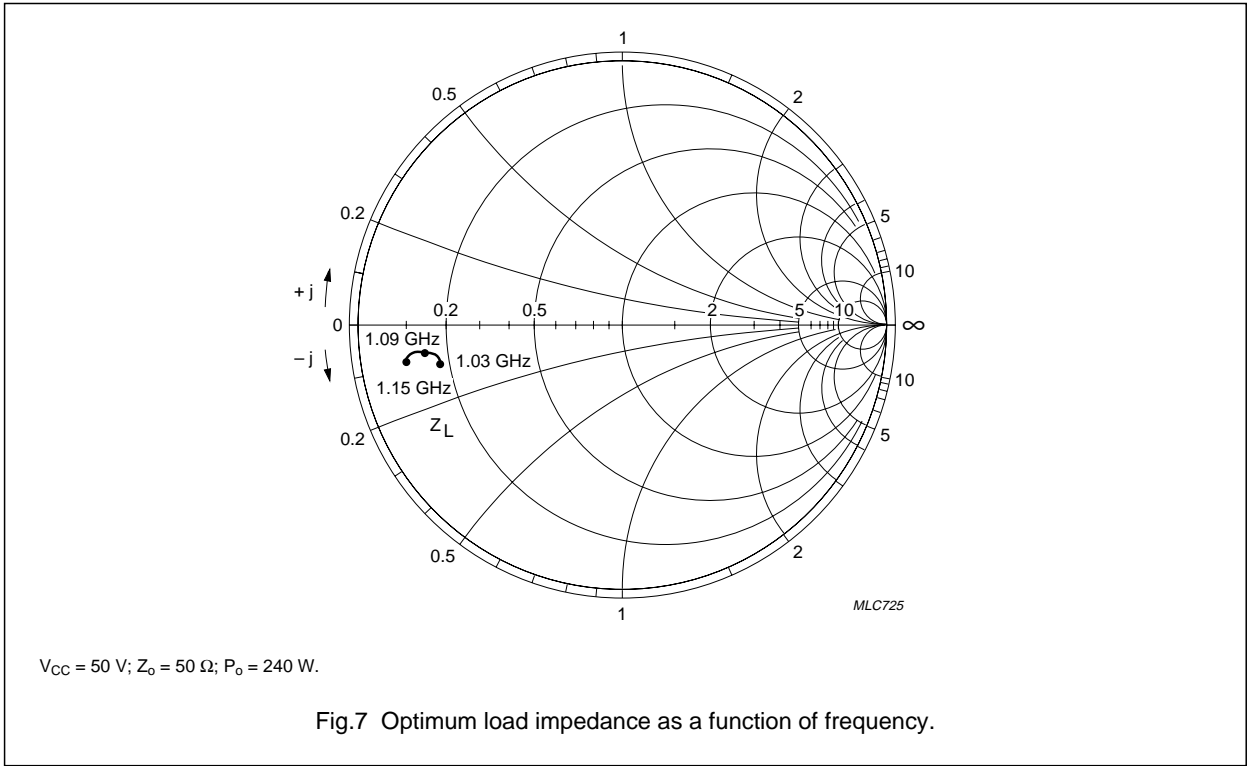


Fig.6 Input impedance as a function of frequency.

Microwave power transistor

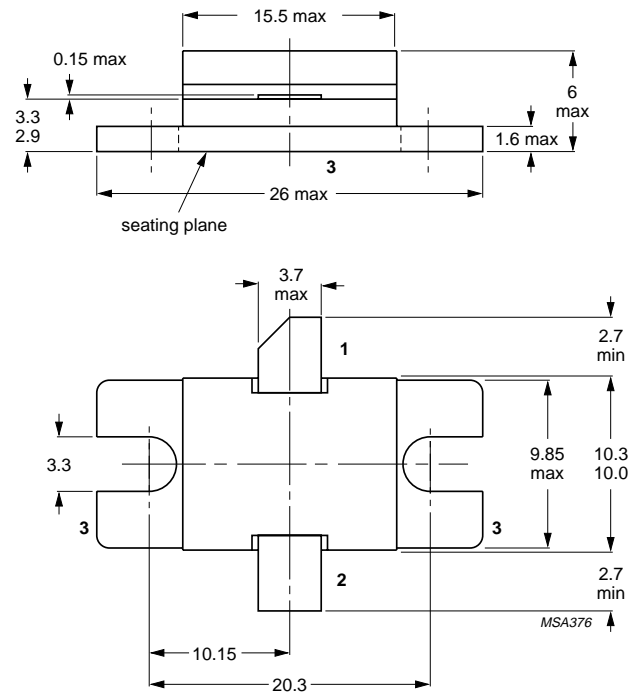
MF1011B900Y



Microwave power transistor

MF1011B900Y

PACKAGE OUTLINE



Dimensions in mm.
 Torque on screws: max. 0.5 Nm.
 Recommended screw: M3.
 Recommended pitch for mounting screws: 19 mm.

Fig.8 SOT448A.

 Microwave power transistor

MF1011B900Y

DEFINITIONS

Data sheet status	
Objective specification	This data sheet contains target or goal specifications for product development.
Preliminary specification	This data sheet contains preliminary data; supplementary data may be published later.
Product specification	This data sheet contains final product specifications.
Limiting values	
Limiting values given are in accordance with the Absolute Maximum Rating System (IEC 134). Stress above one or more of the limiting values may cause permanent damage to the device. These are stress ratings only and operation of the device at these or at any other conditions above those given in the Characteristics sections of the specification is not implied. Exposure to limiting values for extended periods may affect device reliability.	
Application information	
Where application information is given, it is advisory and does not form part of the specification.	

LIFE SUPPORT APPLICATIONS

These products are not designed for use in life support appliances, devices, or systems where malfunction of these products can reasonably be expected to result in personal injury. Philips customers using or selling these products for use in such applications do so at their own risk and agree to fully indemnify Philips for any damages resulting from such improper use or sale.

Microwave power transistor

MF1011B900Y

NOTES

Philips Semiconductors – a worldwide company

Argentina: see South America

Australia: 34 Waterloo Road, NORTH RYDE, NSW 2113,
Tel. +61 2 9805 4455, Fax. +61 2 9805 4466

Austria: Computerstr. 6, A-1101 WIEN, P.O. Box 213,
Tel. +43 1 60 101, Fax. +43 1 60 101 1210

Belarus: Hotel Minsk Business Center, Bld. 3, r. 1211, Volodarski Str. 6,
220050 MINSK, Tel. +375 172 200 733, Fax. +375 172 200 773

Belgium: see The Netherlands

Brazil: see South America

Bulgaria: Philips Bulgaria Ltd., Energoproject, 15th floor,
51 James Bourchier Blvd., 1407 SOFIA,
Tel. +359 2 689 211, Fax. +359 2 689 102

Canada: PHILIPS SEMICONDUCTORS/COMPONENTS,
Tel. +1 800 234 7381

China/Hong Kong: 501 Hong Kong Industrial Technology Centre,
72 Tat Chee Avenue, Kowloon Tong, HONG KONG,
Tel. +852 2319 7888, Fax. +852 2319 7700

Colombia: see South America

Czech Republic: see Austria

Denmark: Prags Boulevard 80, PB 1919, DK-2300 COPENHAGEN S,
Tel. +45 32 88 2636, Fax. +45 31 57 1949

Finland: Sinikalliontie 3, FIN-02630 ESPOO,
Tel. +358 9 615800, Fax. +358 9 61580/xxx

France: 4 Rue du Port-aux-Vins, BP317, 92156 SURESNES Cedex,
Tel. +33 1 40 99 6161, Fax. +33 1 40 99 6427

Germany: Hammerbrookstraße 69, D-20097 HAMBURG,
Tel. +49 40 23 53 60, Fax. +49 40 23 536 300

Greece: No. 15, 25th March Street, GR 17778 TAVROS/ATHENS,
Tel. +30 1 4894 339/239, Fax. +30 1 4814 240

Hungary: see Austria

India: Philips INDIA Ltd, Shivsagar Estate, A Block, Dr. Annie Besant Rd.
Worli, MUMBAI 400 018, Tel. +91 22 4938 541, Fax. +91 22 4938 722

Indonesia: see Singapore

Ireland: Newstead, Clonskeagh, DUBLIN 14,
Tel. +353 1 7640 000, Fax. +353 1 7640 200

Israel: RAPAC Electronics, 7 Kehilat Saloniki St, TEL AVIV 61180,
Tel. +972 3 645 0444, Fax. +972 3 649 1007

Italy: PHILIPS SEMICONDUCTORS, Piazza IV Novembre 3,
20124 MILANO, Tel. +39 2 6752 2531, Fax. +39 2 6752 2557

Japan: Philips Bldg 13-37, Kohnan 2-chome, Minato-ku, TOKYO 108,
Tel. +81 3 3740 5130, Fax. +81 3 3740 5077

Korea: Philips House, 260-199 Itaewon-dong, Yongsan-ku, SEOUL,
Tel. +82 2 709 1412, Fax. +82 2 709 1415

Malaysia: No. 76 Jalan Universiti, 46200 PETALING JAYA, SELANGOR,
Tel. +60 3 750 5214, Fax. +60 3 757 4880

Mexico: 5900 Gateway East, Suite 200, EL PASO, TEXAS 79905,
Tel. +9-5 800 234 7381

Middle East: see Italy

Netherlands: Postbus 90050, 5600 PB EINDHOVEN, Bldg. VB,
Tel. +31 40 27 82785, Fax. +31 40 27 88399

New Zealand: 2 Wagener Place, C.P.O. Box 1041, AUCKLAND,
Tel. +64 9 849 4160, Fax. +64 9 849 7811

Norway: Box 1, Manglerud 0612, OSLO,
Tel. +47 22 74 8000, Fax. +47 22 74 8341

Philippines: Philips Semiconductors Philippines Inc.,
106 Valero St. Salcedo Village, P.O. Box 2108 MCC, MAKATI,
Metro MANILA, Tel. +63 2 816 6380, Fax. +63 2 817 3474

Poland: Ul. Lukiska 10, PL 04-123 WARSZAWA,
Tel. +48 22 612 2831, Fax. +48 22 612 2327

Portugal: see Spain

Romania: see Italy

Russia: Philips Russia, Ul. Usatcheva 35A, 119048 MOSCOW,
Tel. +7 095 755 6918, Fax. +7 095 755 6919

Singapore: Lorong 1, Toa Payoh, SINGAPORE 1231,
Tel. +65 350 2538, Fax. +65 251 6500

Slovakia: see Austria

Slovenia: see Italy

South Africa: S.A. PHILIPS Pty Ltd., 195-215 Main Road Martindale,
2092 JOHANNESBURG, P.O. Box 7430 Johannesburg 2000,
Tel. +27 11 470 5911, Fax. +27 11 470 5494

South America: Rua do Rocio 220, 5th floor, Suite 51,
04552-903 São Paulo, SÃO PAULO - SP, Brazil,
Tel. +55 11 821 2333, Fax. +55 11 829 1849

Spain: Balmes 22, 08007 BARCELONA,
Tel. +34 3 301 6312, Fax. +34 3 301 4107

Sweden: Kottbygatan 7, Akalla, S-16485 STOCKHOLM,
Tel. +46 8 632 2000, Fax. +46 8 632 2745

Switzerland: Allmendstrasse 140, CH-8027 ZÜRICH,
Tel. +41 1 488 2686, Fax. +41 1 481 7730

Taiwan: Philips Semiconductors, 6F, No. 96, Chien Kuo N. Rd., Sec. 1,
TAIPEI, Taiwan Tel. +886 2 2134 2870, Fax. +886 2 2134 2874

Thailand: PHILIPS ELECTRONICS (THAILAND) Ltd.,
209/2 Sanpavuth-Bangna Road Prakanong, BANGKOK 10260,
Tel. +66 2 745 4090, Fax. +66 2 398 0793

Turkey: Talatpasa Cad. No. 5, 80640 GÜLTEPE/ISTANBUL,
Tel. +90 212 279 2770, Fax. +90 212 282 6707

Ukraine: PHILIPS UKRAINE, 4 Patrice Lumumba str., Building B, Floor 7,
252042 KIEV, Tel. +380 44 264 2776, Fax. +380 44 268 0461

United Kingdom: Philips Semiconductors Ltd., 276 Bath Road, Hayes,
MIDDLESEX UB3 5BX, Tel. +44 181 730 5000, Fax. +44 181 754 8421

United States: 811 East Arques Avenue, SUNNYVALE, CA 94088-3409,
Tel. +1 800 234 7381

Uruguay: see South America

Vietnam: see Singapore

Yugoslavia: PHILIPS, Trg N. Pasica 5/v, 11000 BEOGRAD,
Tel. +381 11 625 344, Fax. +381 11 635 777

For all other countries apply to: Philips Semiconductors, Marketing & Sales Communications,
Building BE-p, P.O. Box 218, 5600 MD EINDHOVEN, The Netherlands, Fax. +31 40 27 24825

Internet: <http://www.semiconductors.philips.com>

© Philips Electronics N.V. 1997

SCA53

All rights are reserved. Reproduction in whole or in part is prohibited without the prior written consent of the copyright owner.

The information presented in this document does not form part of any quotation or contract, is believed to be accurate and reliable and may be changed without notice. No liability will be accepted by the publisher for any consequence of its use. Publication thereof does not convey nor imply any license under patent- or other industrial or intellectual property rights.

Printed in The Netherlands

127147/00/02/pp12

Date of release: 1997 Feb 18

Document order number: 9397 750 01691

Let's make things better.

Philips
Semiconductors



PHILIPS