

SPECIFICATIONS

Switch Function	SPST, DPST
Electrical Ratings	10A @ 125VAC/250VAC
Electrical Life	10,000 cycles typical
Contact Resistance	< 50 mΩ initial
Dielectric Strength	1000Vrms min
Insulation Resistance	> 100MΩ min
Operating Temperature	-40°C to 85°C
Storage Temperature	-40°C to 85°C



RU US - E222871

MATERIALS

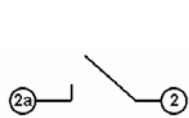
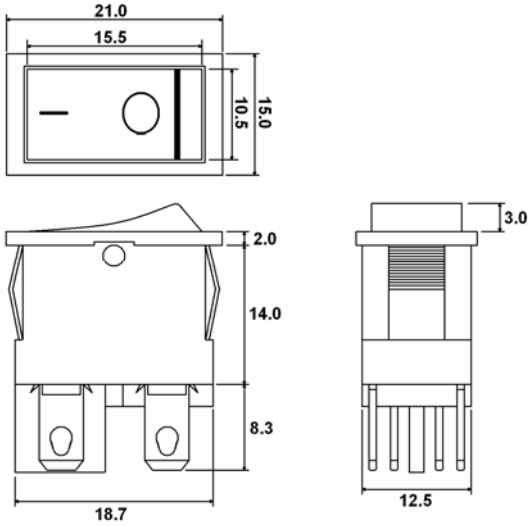
Actuator	6/6 Nylon
Housing	6/6 Nylon
Contacts	AgCdO
Terminals	Brass, Sn Plated

ORDERING INFORMATION

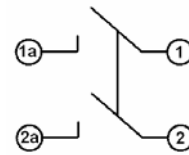
1. Series: RC	RC	1	1	2	2	C	C
2. Number of Poles: 1 = SPST 2 = DPST							
3. Switch Function: 1 = OFF-ON 2 = OFF-(ON)							
4. Housing Color: 1 = White 2 = Black 3 = Red 9 = Gray							
5. Actuator Color: 1 = White 2 = Black 3 = Red 9 = Gray 3T = Red (Transparent) **For use with Illuminated options** 4T = Yellow (Transparent) **For use with Illuminated options** 5T = Green (Transparent) **For use with Illuminated options** 6T = Blue (Transparent) **For use with Illuminated options**							
6. Actuator Marking: A E B F C G D H							
7. Terminal Options: C = .187" Quick Connects / Solder Lug P = PC Pins R = Right Angle PC Pins L = Left Angle PC Pins							
8. Illumination Options: (For use with transparent actuators only) Blank = Non-Illuminated A = 125VAC Neon Bulb B = 240VAC Neon Bulb C = 6VDC Tungsten Lamp D = 12VDC Tungsten Lamp E = 24VDC Tungsten Lamp							

DIMENSIONS

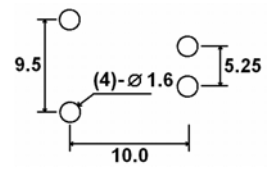
SCHEMATIC & PC LAYOUTS



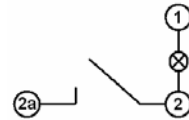
SPST



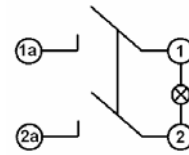
DPST



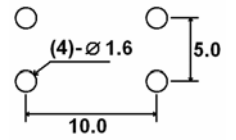
P TERMINALS



SPST ILLUMINATED



DPST ILLUMINATED

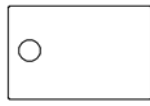


R & L TERMINALS

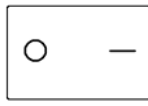
ACTUATOR MARKING OPTIONS



A



B



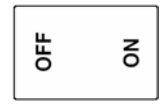
C



D

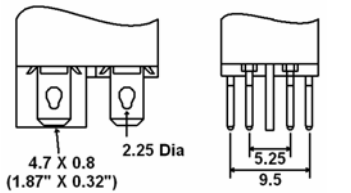


E

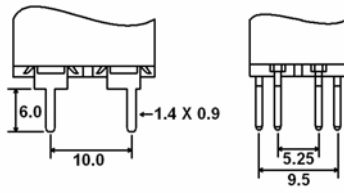


F

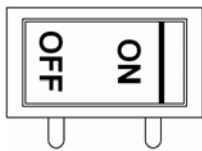
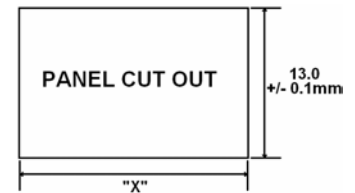
TERMINAL OPTIONS



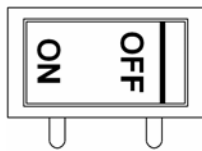
C



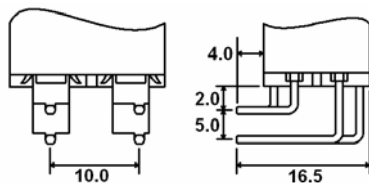
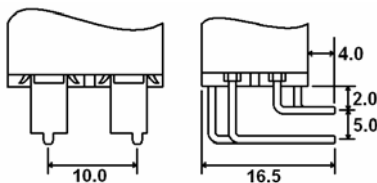
P



R



L



PANEL THICKNESS	"X" DIMENSION mm
.75 ~ 1.25	19.3 +/- .1
1.25 ~ 2.00	19.5 +/- .1
2.00 ~ 3.00	19.9 +/- .1