

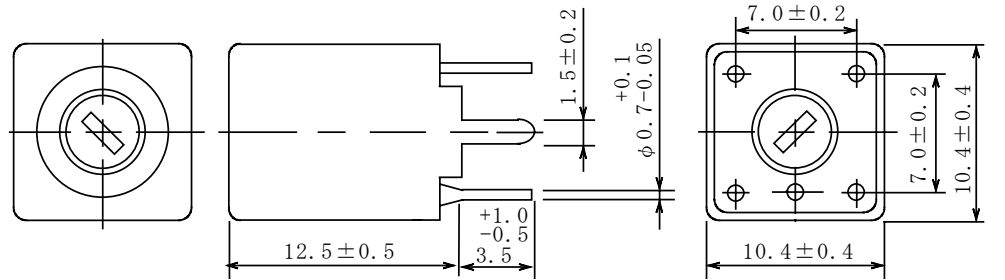
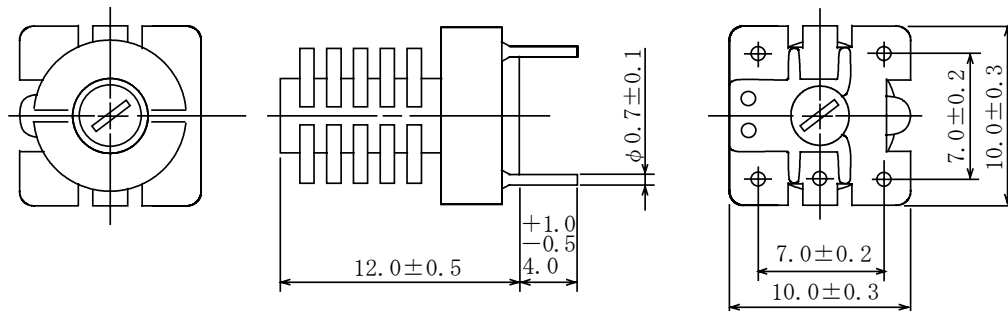
Type: S-10K, S-10KN
◆ Product Description

- 10.8×10.8mm Max.(L×W), 13.0mm Max. Height. (S-10K)
- 10.3×10.3mm Max.(L×W), 12.5mm Max. Height. (S-10KN)
- Inductance:30 μ H Max.
- Operating frequency: 300MHz Max.
- In addition to the reference versions of parameters shown here, custom designs are available to meet your exact requirements..

◆ Feature

- Variable type.
- Both shielded(S-10K) and unshielded(S-10KN) types are available.
- RoHS Compliance

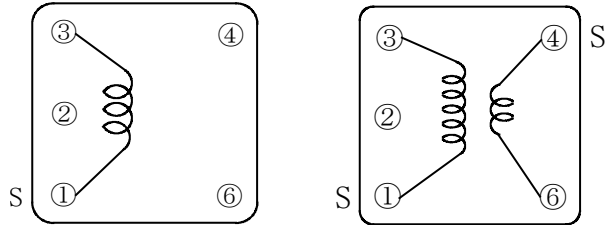
◆ Dimensions (mm)

S-10K

S-10KN


- * Dimension does not include solder used on coil.
- * Pin pitch should be measured at the root of terminal.
- * Dimensions without tolerance are approx.

Please refer to the sales offices on our website for a representative near you

www.sumida.com

Type: S-10K, S-10KN
◆ Connection (Bottom View)


S-10K

S-10KN

“S” is winding start.

◆ Specification (S-10K) (Part No. 2236-T058)

Item	(1 – 3)	Measuring Conditions
Tuning capacity	46.0 pF ± 2% Variable	75.0 MHz
Unloaded Qu	45 Min.	75.0 MHz
Inductance	0.08 μH (Ref.)	75.0 MHz

◆ Specification(S-10KN) (Part No.S1075216)

Item	(1 – 3)	Measuring Condition
Inductance	17 μH ± 5% Variable	252 MHz
Unloaded Qu	35 Min.	252 MHz