


21.4MHz and 45MHz

MONOLITHIC CRYSTAL FILTERS

ACF21U and ACF45U Series



7.8 x 3.2 x 8.0 mm

FEATURES:

- Excellent attenuation bandwidth.
- Compact design.

APPLICATIONS:

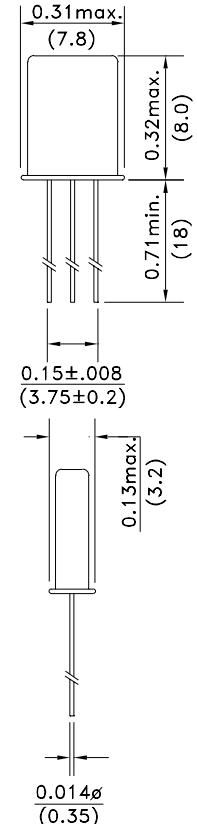
- Mobile communication systems.
- Cellular and cordless phones.
- Pagers.
- Radios.

MCF 21.4MHz FUNDAMENTAL SERIES

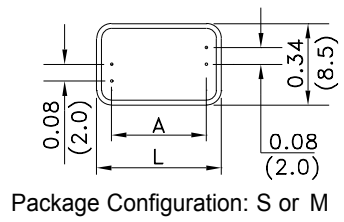
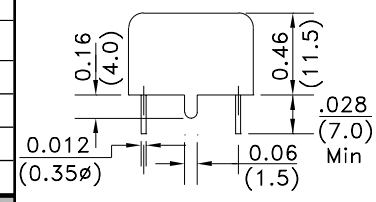
ABRACON PART NO.	POLE	PASSBAND		STOPBAND				RIPPLE dB	LOSS dB	TERMINATING IMPEDANCE*	PACKAGE CONF.
		dB	kHz	dB	kHz	dB	kHz				
<b>8 Series CHANNEL SPACING: 12.5kHz</b>											
ACF21U 8A	2	3	± 3.75	20	±18.0			0.5	1.5	850 // 6	UM-1.3x1
ACF21U 8B	4	3	± 3.75	40	±14.0			1.0	2.5	850 // 5	UM-1.3x2
ACF21U 8C	6	3	± 3.75	45	±8.75	65	±12.5	2.0	3.0	850 // 5	S1, M1
ACF21U 8D	8	3	± 3.75	65	±8.75	90	±12.5	2.0	4.0	850 // 5	S2, M2
ACF21U 8E	10	6	± 3.75	75	±8.75	90	±10.5	2.0	5.0	850 // 5	S3, M3
<b>12 Series CHANNEL SPACING: 20.0kHz</b>											
ACF21U 12A	2	3	± 6.0	20	±25.0			0.5	1.5	1200 // 3	UM-1.3x1
ACF21U 12B	4	3	± 6.0	40	±20.0			1.0	2.5	1200 // 2.5	UM-1.3x2
ACF21U 12C	6	3	± 6.0	45	±14.0	65	±20.0	2.0	3.0	1200 // 2.5	S1, M1
ACF21U 12D	8	3	± 6.0	65	±14.0	90	±20.0	2.0	4.0	1200 // 2.5	S2, M2
ACF21U 12E	10	6	± 6.0	75	±14.0	90	±20.0	2.0	5.0	1200 // 2.5	S3, M3
<b>15 Series CHANNEL SPACING: 25.0kHz</b>											
ACF21U 15A	2	3	± 7.5	18	±25.0			0.5	1.5	1500 // 2.5	UM-1.3x1
ACF21U 15B	4	3	± 7.5	40	±25.0			1.0	2.5	1500 // 2.0	UM-1.3x2
ACF21U 15C	6	3	± 7.5	45	±17.5	65	±25.0	2.0	3.0	1500 // 2.0	S1, M1
ACF21U 15D	8	3	± 7.5	65	±17.5	90	±25.0	2.0	4.0	1500 // 2.0	S2, M2
ACF21U 15E	10	6	± 7.5	75	±16.0	90	±18.0	2.0	5.0	1500 // 2.0	S3, M3
<b>30 Series CHANNEL SPACING: 50.0kHz</b>											
ACF21U 30A	2	3	± 15.0	15	±45			0.5	1.5	1500 // 1.0	UM-1.3x1
ACF21U 30B	4	3	± 15.0	40	±50			1.0	2.5	2200 // 0.5	UM-1.3x2
ACF21U 30C	6	3	± 15.0	45	±35	65	±50.0	2.0	3.0	2200 // 0.5	S1, M1
ACF21U 30D	8	3	± 15.0	68	±30	80	±50.0	2.0	4.0	2200 // 0.5	S2, M2

MCF 45MHz FUNDAMENTAL SERIES

ABRACON PART NO.	POLE	PASSBAND		STOPBAND				RIPPLE dB	LOSS dB	TERMINATING IMPEDANCE*	PACKAGE CONF.
		dB	kHz	dB	kHz	dB	kHz				
ACF45U 8A	2	3	±3.75	10	±12.5	65	-910	1.0	2.0	200//4	UM-1.3x1
ACF45U 8B	4	3	±3.75	30	±12.5	90	±910	1.0	4.0	350/6.5//18	UM-1.3x2
ACF45U 12A	2	3	±6.0	15	±20.0	65	-910	1.0	2.0	500//5	UM-1.3x1
ACF45U 12B	4	3	±6.0	35	±20.0	90	±910	1.0	3.0	500//4//12	UM-1.3x2
ACF45U 15A	2	3	±7.5	35	±25.0	90	-910	1.0	3.0	650//3//9	UM-1.3x1
ACF45U 15B	4	3	±7.5	35	±25.0	90	±910	1.0	3.0	650//3//9	UM-1.3x2
ACF45U 30A	2	3	±15.0	10	±50.0	65	-910	1.0	2.0	1200//0	UM-1.3x1
ACF45U 30B	4	3	±15.0	30	±50.0	80	±910	1.0	3.0	1200//0.7//3.5	UM-1.3x2



UM-1.3 Package Configuration Dimensions: Inches (mm)



See page 78 for Package Configurations and Dimensions.

\* Terminating Impedance = (Ω) // (pF)  
Operating Temperature: -20°C to +70°C.

NOTE: All specifications and markings subject to change without notice

ABRACON IS ISO 9001 / QS 9000 CERTIFIED

29 Journey • Aliso Viejo, CA 92656 • USA  
(949) 448-7070 • FAX: (949) 448-8484  
E-MAIL: abinfo@abracon.com • INTERNET ADDRESS: www.abracon.com

