

Low Cost Miniature Surface Mount Inductors

- Operating Temperature Range -40°C to +155°C

Specifications

Part Number	Inductance, L ₀ @ 100kHz, 0.1V μH ± 20%	Rated Current ⁽¹⁾ Amps	Self-Resonating Frequency (SRF) MHz Typ.	DCR Ω Typ.	Ht Height mm Max.	Marking Code		Fig.
						Std	LF	
HM61-101R0	1.0	4.0	120	0.015	4.95	01	43	1
HM61-101R5	1.5	3.3	60	0.021	4.95	02	44	1
HM61-102R2	2.2	2.5	56	0.028	4.95	03	45	1
HM61-102R7	2.7	1.0	47	0.033	4.95	41	46	1
HM61-103R3	3.3	2.2	38	0.040	4.95	04	47	1
HM61-104R7	4.7	1.4	34	0.040	4.95	42	48	1

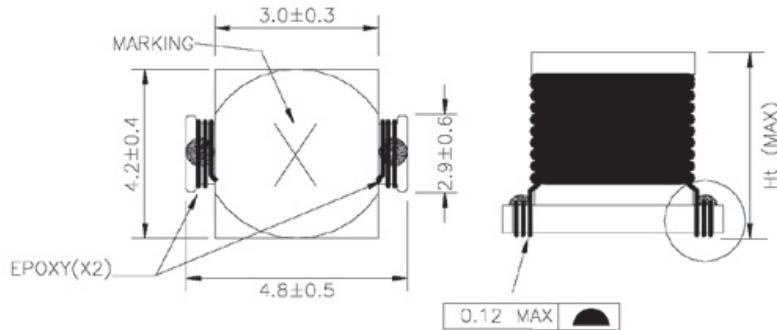
Specifications

Part Number	Inductance, L ₀ @ 1 kHz, 0.1V μH ± 10%	Rated Current ⁽¹⁾ Amps	Self-Resonating Frequency (SRF) MHz Typ.	DCR Ω Typ.	Ht Height mm Max.	Marking Code		Fig.
						Std	LF	
HM61-10100	10	1.3	30	0.12	4.7	05	49	1
HM61-10220	22	0.8	20	0.26	4.7	06	50	1
HM61-10470	47	0.6	12	0.50	4.7	07	51	1
HM61-10101	100	0.4	7	1.0	4.7	08	52	1
HM61-10221	220	0.27	3.5	2.2	4.7	09	53	1
HM61-10471	470	0.18	2.2	5.0	4.7	10	54	1
HM61-20100	10	2.7	25	0.065	5.7	11	55	2
HM61-20120	12	2.5	22	0.07	5.7	12	56	2
HM61-20150	15	2.2	20	0.09	5.7	13	57	2
HM61-20180	18	2.0	16	0.1	5.7	14	58	2
HM61-20220	22	1.8	15	0.11	5.7	15	59	2
HM61-20270	27	1.6	14	0.13	5.7	16	60	2
HM61-20330	33	1.5	13	0.15	5.7	17	61	2
HM61-20390	39	1.3	12	0.18	5.7	18	62	2
HM61-20470	47	1.2	11	0.2	5.7	19	63	2
HM61-20560	56	1.1	9	0.25	5.7	20	64	2
HM61-20680	68	1.0	8	0.28	5.7	21	65	2
HM61-20820	82	0.9	7.5	0.35	5.7	22	66	2
HM61-20101	100	0.84	7	0.45	5.7	23	67	2
HM61-20121	120	0.77	6.5	0.5	5.7	24	68	2
HM61-20151	150	0.69	6.2	0.65	5.7	25	69	2
HM61-20181	180	0.62	6	0.75	5.7	26	70	2
HM61-20221	220	0.57	5.2	0.95	5.7	27	71	2
HM61-20271	270	0.51	4.5	1.1	5.7	28	72	2
HM61-20331	330	0.46	4	1.35	5.7	29	73	2
HM61-20391	390	0.43	3.5	1.6	5.7	30	74	2
HM61-20471	470	0.39	2.8	2	5.7	31	75	2
HM61-20561	560	0.36	2.7	2.4	5.7	32	76	2
HM61-20681	680	0.32	2.6	2.7	5.7	33	77	2
HM61-20821	820	0.30	1.7	3.6	5.7	34	78	2
HM61-20102	1000	0.27	1.6	4.3	5.7	35	79	2
HM61-20122	1200	0.25	1.5	5.6	5.7	36	80	2
HM61-20152	1500	0.22	1.45	6.5	5.7	37	81	2
HM61-20182	1800	0.20	1.4	7	5.7	38	82	2
HM61-20222	2200	0.18	1.3	9.2	5.7	39	83	2
HM61-20272	2700	0.16	1.2	10.5	5.7	40	84	2

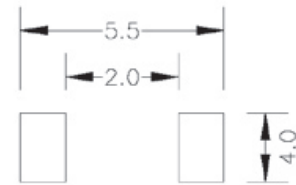
- Notes: (1) Rated Current is the maximum DC current at which inductance will be increased by 10% from its initial (zero DC) value or the current at which ΔT = 40°C, whichever is lower.
(2) Electrical specifications at 25°C.

Outline Dimensions (mm)

Figure 1

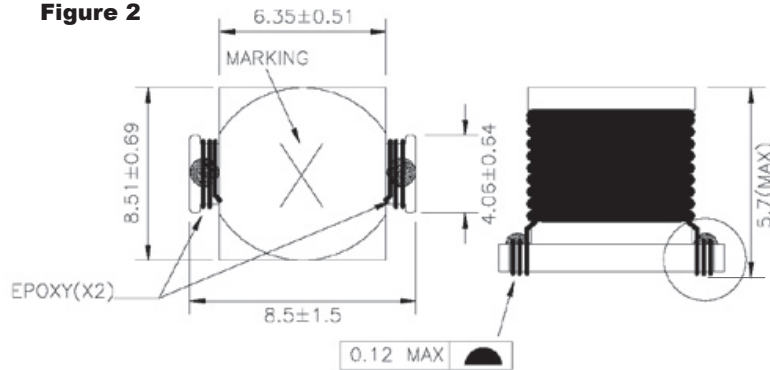


Recommended Solder Pad Layout

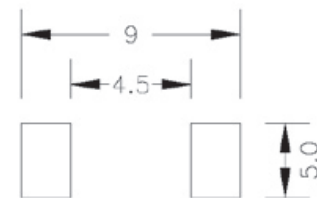


Refer to Specifications table for 'Ht' dimension of each model.

Figure 2



Recommended Solder Pad Layout



Packaging

Standard: Embossed Tape & Reel

Reel:	Diameter:	Figure 1	=	7" (177.8mm)
		Figure 2	=	13" (330.2mm)
Capacity:		Figure 1	=	300 Units
		Figure 2	=	750 Units

Ordering Information

