



DSP Series

7.5W to 100W Low Profile
Din Rail Mount Power Supplies

- Low Profile for Building Automation
- 5V to 24V Outputs
- Wide Range AC Input
- -25 to +71°C Operation
- Convection Cooled
- UL1310 Class 2
- Class II Double Insulation

Key Market Segments & Applications

Building Services Automation: Alarms and Security, Access and Fire Safety Systems, Lighting and Environment Control Systems.

DSP Features and Benefits

Features

- Low 56mm Profile
- Wide Range AC
- Full Power at 61°C

Benefits

- Fits into wall mounted cabinets
- Global use with no input selector switches
- No derating needed

Specifications

MODEL		DSP10	DSP30	DSP60	DSP100
ITEMS					
AC Input Voltage range	VAC	90 - 264VAC, Class II double insulated (No ground connection required)			
Input Frequency	Hz	47 - 63Hz			
DC Input Voltage range	VDC	120 - 370VDC			
Inrush Current (115 / 230VAC)	A	15 / 30A	25 / 50A	30 / 60A	30 / 60A
Power Factor		Meets EN61000-3-2, EN61000-3-3			
Output Voltage Accuracy	%	±1% of Nominal			
Line Regulation	%	1%			
Load Regulation	%	1%			
Ripple and Noise (20MHz BW)	mV	50mV ⁽¹⁾			
Overcurrent Protection (Typ)	-	110 - 160%, fold forward under short circuit (DSP100-24/C2 102-108%)			
Overvoltage Protection	V	120 - 145%			
Hold Up Time (115VAC input)	ms	See Model Selector			
LED Indicators	-	Green LED = On, Red LED = DC Output Low			
Operating Temperature	-	-25 to +71°C (Derate linearly 2.5%/°C from 55 to 71°C)			
Temperature Coefficient	%/°C	±0.02%/°C			
Storage Temperature	-	-25 to +85°C			
Operating Humidity	-	20 - 95% RH (non condensing)			
Cooling	-	Convection			
Withstand Voltage	-	Input to Output 3kVAC for 1 min.			
Isolation Resistance	-	>100M at 25C & 70%RH, Output to Ground 500VDC			
Safety Agency Approvals	-	UL1310 Class 2 ⁽²⁾ , UL508 Listed, UL60950-1, EN60950-1, CE			
Immunity	-	EN61000-4-2, -3, -4, -5, -6, -8 & -11			
Conducted & Radiated EMI	-	EN55022 class B	EN55022 class A		
Weight (Typ)	g	60	200	250	320
Size (WxHxD)	mm	18 x 91 x 55.6	53 x 91x 55.6	71 x 91 x 55.6	90 x 91 x 56.8
Case material	-	Plastic			
Warranty	yrs	Two years			

Note 1: For DSP100-24/C2 Ripple & Noise measured with Vin 115- 230 Vac

Note 2: Excludes Models: DSP60-5, DSP60-12, DSP100-12, DSP100-15, DSP100-24



Model Selector

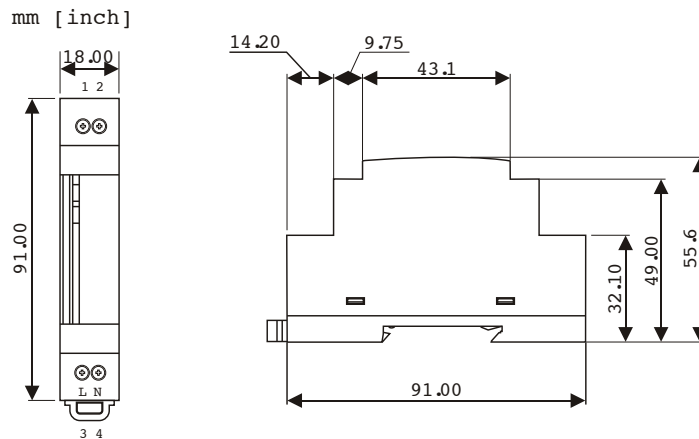
Model	Voltage (V)	Voltage Adjust (V)	Current (A)	Power (W)	Efficiency (Typ %)	HoldUp Time 115VAC in (ms)
DSP10-5	5	None	1.5	7.5	74	10
DSP30-5	5	5 - 5.5	3.0	15.0	74	25
DSP60-5	5	5 - 5.5	7.0	35.0	80	16
DSP10-12	12	None	0.83	10.0	78	10
DSP30-12	12	12 - 14	2.1	25.2	82	25
DSP60-12	12	12 - 14	4.5	54.0	84	16
DSP100-12	12	12 - 14	6.0	72.0	82	16
DSP10-15	15	None	0.67	10.1	78	60
DSP30-15	15	13.5 - 16.5	2.0	30.0	83	25
DSP60-15	15	13.5 - 16.5	4.0	60.0	85	12
DSP100-15	15	13.5 - 16.5	5.0	75.0	85	16
DSP10-24	24	None	0.42	10.1	80	60
DSP30-24	24	24 - 28	1.3	31.2	83	25
DSP60-24	24	24 - 28	2.5	60.0	86	12
DSP100-24/C2	24	20 - 24.2	3.8	91.2	89	10
DSP100-24	24	24 - 28	4.2	100.8	85	10

LOCAL DISTRIBUTION



RSG Electronic Components GmbH ▪ Spremlinger Landstr. 115 ▪ D-63069 Offenbach/Germany
 Tel. +49 69 984047-0 ▪ Fax +49 69 984047-77 ▪ info@rsg-electronic.de ▪ www.rsg-electronic.de
 Änderungen vorbehalten / subject to change without notice

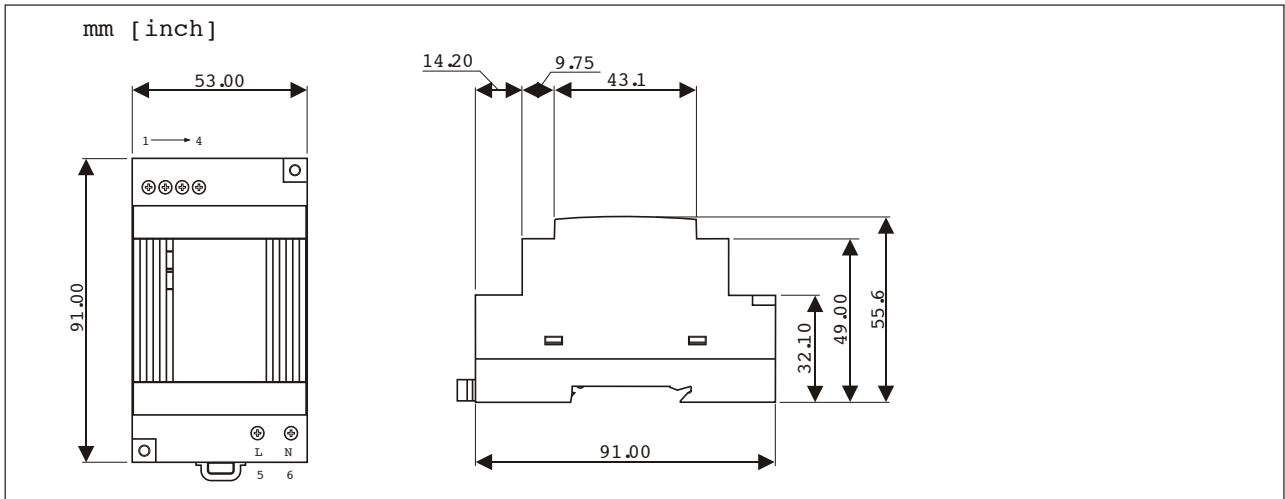
Outline Drawing DSP10 Series



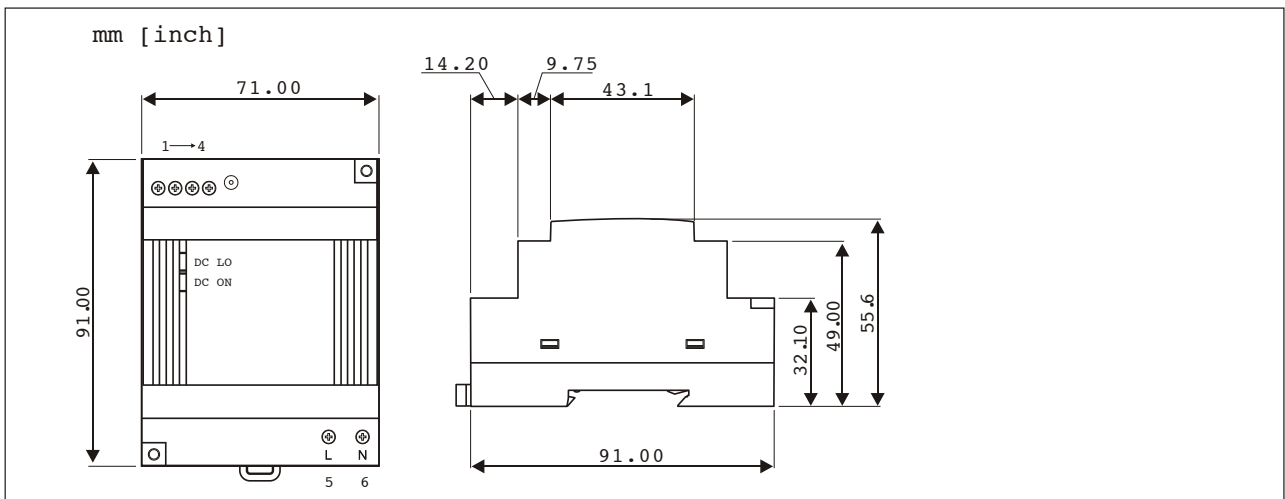
DSP Series



Outline Drawing DSP30 Series



Outline Drawing DSP60 Series



Outline Drawing DSP100 Series

