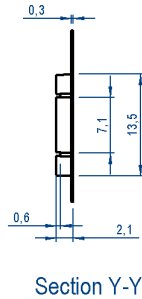
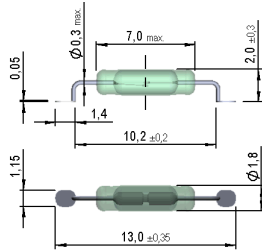
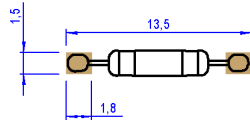


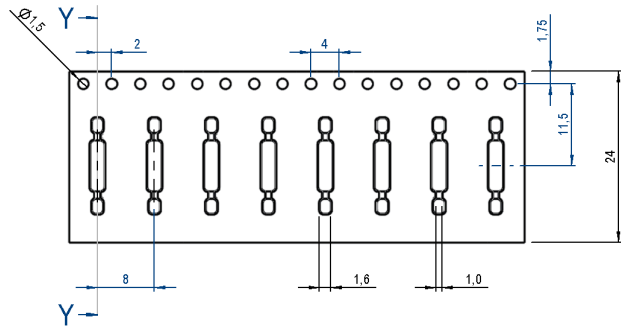
Dimensions (mm)



Recommended Pad Layout



Tape and Reel (4001350017)



tolerances according to DIN ISO 2768 m

Magnetic properties	Conditions	Min	Typ	Max	Unit
Pull-In excitation (Reference value)	Reed switch unmodified measured in coil- "define operation"	25		30	AT
Test-Coil	Reed switch unmodified	KMS-01			
Pull-In excitation (modified contact)	Reed switch modified phys. conditioned tolerance of +/- 1 AT	33		40	AT
Test-Coil	Reed switch modified	KMS-22			
Pull-In in milliTesla (modified conta	MS150 - phys. caused tolerance +/- 0,1mT	2,68		3,15	mT

Contact data 80	Conditions	Min	Typ	Max	Unit
Contact-No.		80			
Contact-form		A			
Contact-material		Rhodium			
Contact-rating	Any DC combination of V & A not to exceed their individual max.'s			10	W
Switching voltage	DC or Peak AC			170	V
Switching current	DC or Peak AC			0,5	A
Carry current	DC or Peak AC			0,5	A
Contact resistance static	Measured with 40% overdrive Start Value			200	mOhm
Contact resistance dynamic	Maximum value 1,5 ms after excitation Start Value			250	mOhm
Insulation resistance	RH <45 %, 100 V test voltage	1			GOhm
Breakdown voltage	according to IEC 255-5	210			VDC
Operate time incl. bounce	measured with 40% overdrive			0,6	ms
Release time	measured with no coil excitation			0,1	ms
Capacity			0,2		pF

Contact dimensions	C	Conditions	Min	Typ	Max	Unit
Glass body length		Tolerance according to drawing		7		mm

Modified dimensions	Conditions	Min	Typ	Max	Unit
Remarks		to dimensions see drawing			

Environmental data	Conditions	Min	Typ	Max	Unit
Shock	1/2 sine wave duration 11ms			50	g
Vibration	from 10 - 2000 Hz			20	g

Modifications in the sense of technical progress are reserved

Designed at: 15.07.08 Designed by: AKELLER
Last Change at: 26.01.10 Last Change by: AKELLER

Approval at: 18.07.08 Approval by: RKAMP
Approval at: 26.01.10 Approval by: RKAMP

Version: 04



Products for tomorrow...

Europe: +49 / 7731 8399 0 | Email: info@meder.com
USA: +1 / 508 295 0771 | Email: salesusa@meder.com
Asia: +852 / 2955 1682 | Email: salesasia@meder.com

Item No.:
9231802530
Item:
MK23-80-E-2

Environmental data	Conditions	Min	Typ	Max	Unit
Ambient temperature		-40		130	°C
Storage temperature		-55		130	°C
Soldering temperature	wave soldering max. 5 sec.			260	°C

Modifications in the sense of technical progress are reserved

Designed at: 15.07.08 Designed by: AKELLER
Last Change at: 26.01.10 Last Change by: AKELLER

Approval at: 18.07.08 Approval by: RKAMP
Approval at: 26.01.10 Approval by: RKAMP

Version: 04