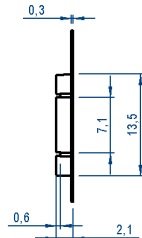
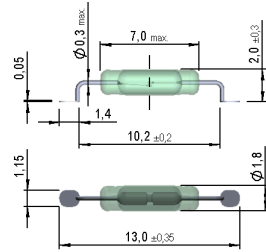
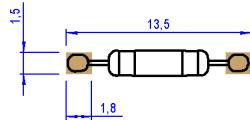


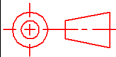
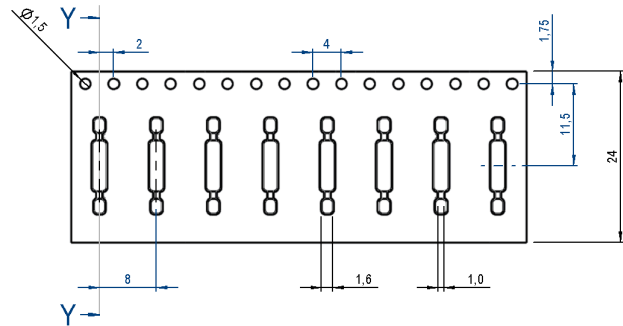
Dimensions (mm)



Recommended Pad Layout



Tape and Reel (4001350017)



tolerances according to DIN ISO 2768 m

Magnetic properties	Conditions	Min	Typ	Max	Unit
Pull-In excitation (Reference value)	Reed switch unmodified measured in coil- "define operation"	16		19	AT
Test-Coil	Reed switch unmodified		KMS-01		
Pull-In excitation (modified contact)	Reed switch modified phys. conditioned tolerance of +/- 1 AT	25		31	AT
Test-Coil	Reed switch modified		KMS-22		
Pull-In in milliTesla (modified conta	MS150 - phys. caused tolerance +/- 0,1mT	1,91		2,51	mT

Contact data 80	Conditions	Min	Typ	Max	Unit
Contact-No.			80		
Contact-form			A		
Contact-material			Rhodium		
Contact-rating	Any DC combination of V & A not to exceed their individual max.'s			10	W
Switching voltage	DC or Peak AC			170	V
Switching current	DC or Peak AC			0,5	A
Carry current	DC or Peak AC			0,5	A
Contact resistance static	Measured with 40% overdrive Start Value			200	mOhm
Contact resistance dynamic	Maximum value 1,5 ms after excitation Start Value			250	mOhm
Insulation resistance	RH <45 %, 100 V test voltage	1			GOhm
Breakdown voltage	according to IEC 255-5	210			VDC
Operate time incl. bounce	measured with 40% overdrive			0,6	ms
Release time	measured with no coil excitation			0,1	ms
Capacity			0,2		pF

Modified dimensions	Conditions	Min	Typ	Max	Unit
Remarks			to dimensions see drawing		

Environmental data	Conditions	Min	Typ	Max	Unit
Shock	1/2 sine wave duration 11ms			50	g
Vibration	from 10 - 2000 Hz			20	g
Ambient temperature		-40		130	°C
Storage temperature		-55		130	°C
Soldering temperature	wave soldering max. 5 sec.			260	°C

Modifications in the sense of technical progress are reserved

Designed at: 24.07.09 Designed by: AKELLER
 Last Change at: Last Change by:

Approval at: 24.08.09 Approval by: RKAMP
 Approval at: Approval by:

Version: 01