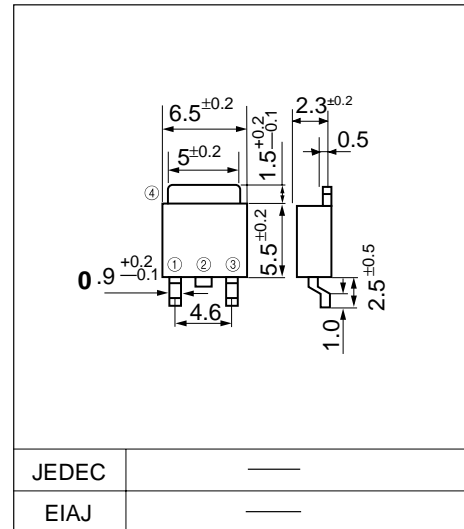


# KS823C04 (5A)

(40V / 5A)

## SCHOTTKY BARRIER DIODE

### Outline drawings, mm



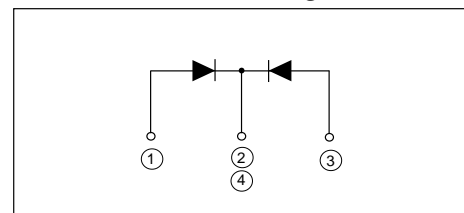
### Features

- Surface mount device
- Low  $V_F$
- Super high speed switching
- High reliability by planer design

### Applications

- High speed power switching

### Connection diagram



### Maximum ratings and characteristics

- Absolute maximum ratings

Item	Symbol	Conditions	Rating	Unit
Repetitive peak reverse voltage	$V_{RRM}$		40	V
Non-repetitive peak reverse voltage	$V_{RSM}$	$tw=500ns, duty=1/40$	48	V
Average output current	$I_o$	Square wave, $duty=1/2$ $T_c=108^\circ C$	5.0*	A
Surge current	$I_{FSM}$	Sine wave 10ms	60	A
Operating junction temperature	$T_j$		-40 to +150	$^\circ C$
Storage temperature	$T_{stg}$		-40 to +150	$^\circ C$

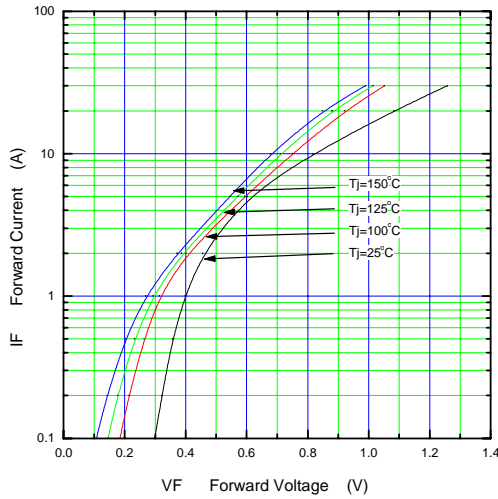
\* Average forward current of centertap full wave connection

- Electrical characteristics ( $T_a=25^\circ C$  Unless otherwise specified)

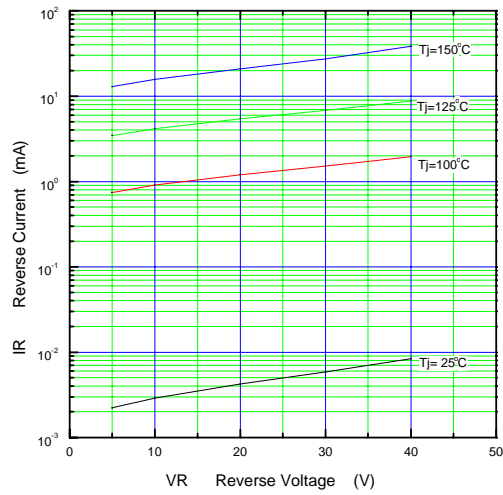
Item	Symbol	Conditions	Max.	Unit
Forward voltage drop	$V_{FM}$	$I_{FM}=2.5A$	0.55	V
Reverse current	$I_{RRM}$	$V_R=V_{RRM}$	5.0	mA
Thermal resistance	$R_{th(j-c)}$	Junction to case	10	$^\circ C/W$

Characteristics

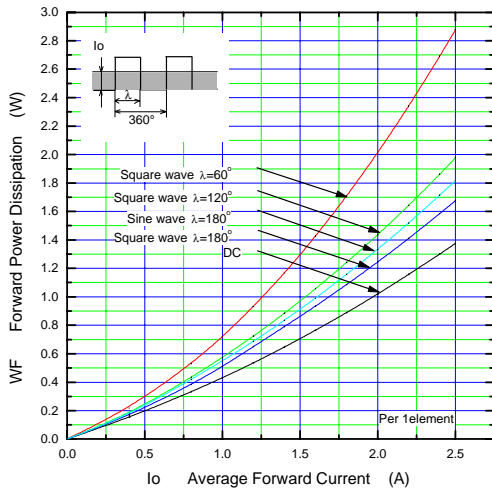
Forward Characteristic (typ.)



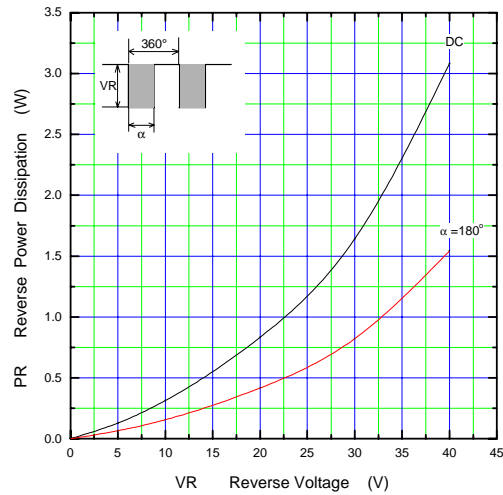
Reverse Characteristic (typ.)



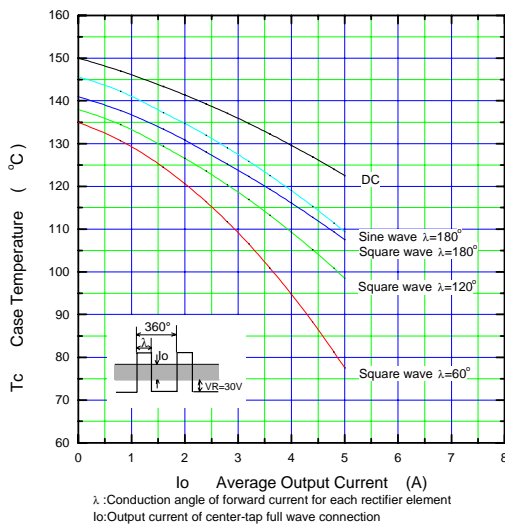
Forward Power Dissipation



Reverse Power Dissipation



Current Derating (Io-Tc)



Junction Capacitance Characteristic (typ.)

