


# Filter SMD



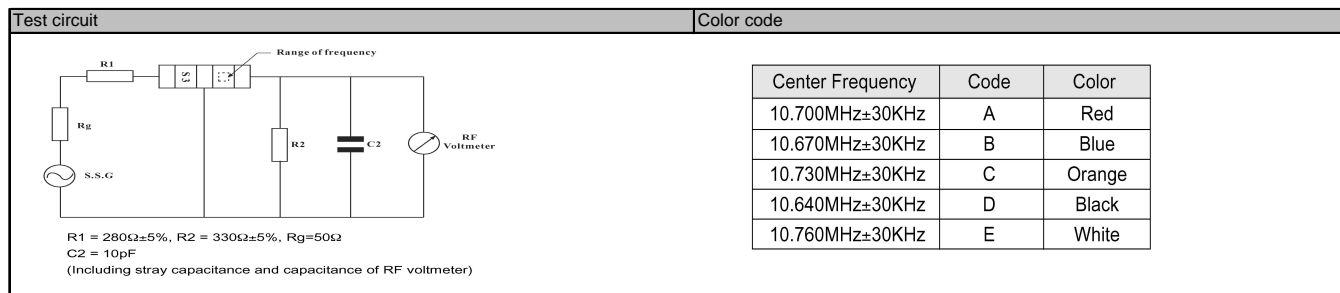
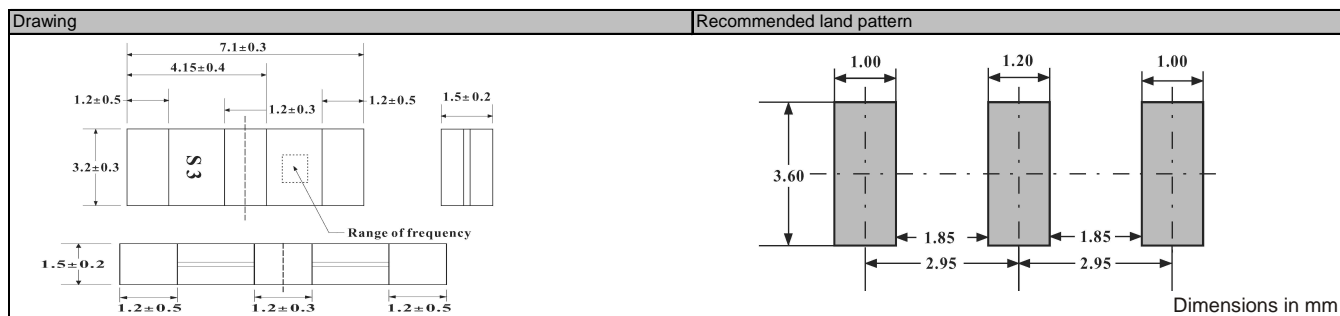
**LTCA**  
**LTCV**

**Features:**

- 10.7 MHz
- Series CA or CV
- Consumer electronics
- Individual specification: A5, S2, S3 or J

Specifications				
Part	LTCA			
	A5-	S2-	S3-	J-
3db band width (kHz)	280 +/-50	230 +/-50	180 +/-40	150 +/-40
20db band width (kHz) max	650	600	520	430
Insertion loss (dB) max	6	6	7	10
Spurious attenuation ( 9 ~ 12MHz) (dB) min	30	30	30	30

Specifications				
Part	LTCV			
	A5-	S2-	S3-	J-
3db band width (kHz)	280 +/-50	230 +/-50	180 +/-40	150 +/-40
20db band width (kHz) max	590	510	470	380
Insertion loss (dB) max	3.0 +/-2.0	3.5 +/-2.0	4.0 +/-2.0	10
Spurious attenuation ( 9 ~ 12MHz) (dB) min	35	35	35	30



Order key				
F	- LTCA	- A5	- 10.700 M	-
Part	Package	Individual specification	Center frequency M = MHz, K = KHz	Opion
F= Ceramic filter	LTCA	A5	10.700 MHz (= A = red)	blanc = standard
	LTCV	S2	10.670 MHz (= B = blue)	
		S3	10.730 MHz (= C = orange)	
		J	10.640 MHz (= D = black)	
			10.760 MHz (= E = white)	
			450 ~ XXX ~ 470 KHz	X=Special options

Remarks: All specifications subject to change without notice!