

Subminiature PCB Power Relay

PC435



FEATURES

- 10 Amp continuous contact capacity
- 1 Form A & 1 form C contact forms
- Subminiature design
- Class "B" insulation standard
- Sensitive version available
- 4 Kv dielectric between coil and contacts
- Sealed, immersion cleanable



File # E93379

UL/CUR RATINGS

Load Type	Normally Open Contact	Normally Closed Contact
General Use	10 Amps @ 125 VAC	5 Amps @ 125 VAC
	5 Amps @ 250 VAC, 30 VDC	3 Amps @ 250 VAC, 30 VDC
Motor	1/4 HP @ 250 VAC	—
Lamp	TV-5	—

CONTACT DATA

Material		AgCdO (Silver Cadmium Oxide)
Initial Contact Resistance		100 milliohms max @ 0.1A, 6VDC
Service Life	Mechanical	1 X 10 ⁷ Operations
	Electrical	1 X 10 ⁵ Operations

CHARACTERISTICS

Operate Time	8 ms. Max.
Release Time	5 ms. Max.
Insulation Resistance	1000 megohms min, at 500VDC, 50%RH
Dielectric Strength	4000 Vrms, 1 min. between coil and contacts 1000 Vrms, 1 min. between open contacts
Shock Resistance	10 g, 11ms, functional; 100 g, destructive
Vibration Resistance	DA 1.6 mm, 10 - 55 Hz
Power Consumption	.45 W
Ambient Temperature Range	-40 to 70 C operating for class B, -40 to 130 C storage
Weight	7 grams approx.

ORDERING INFORMATION

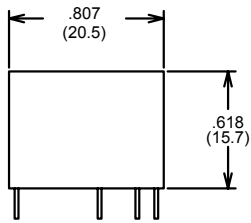
Example:	PC435	-1C	-12	S	F	-H
Model						
Contact Form						
1A, 1C						
Coil Voltage						
Enclosure						
S: Sealed; C: Flux Free						
Insulation System						
Nil: Class B (155 degrees C), F: Class F (125 degrees C)						
Coil Sensitivity						
Nil: Standard .45 W, H: Sensitive .2 W						

COIL DATA

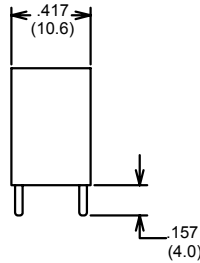
Coil Voltage	Resistance ohms $\pm 10\%$				Must Operate Voltage Max. (VDC)	Must Release Voltage Min. (VDC)
	Standard Coil		Sensitive Coil			
3	20	0.45 W	45	0.20 W	2.25	0.15
5	55		125		3.75	0.25
6	80		180		4.50	0.30
9	180		400		6.75	0.45
12	320		720		9.00	0.60
18	720		1620		13.50	0.90
24	1280		2800		18.00	1.20

Dimensions in Inches (millimeters)

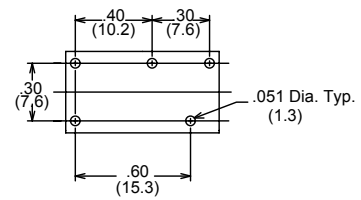
Side View



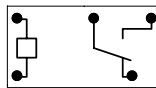
End View



**Bottom View
PC Board Layout**



Wiring Diagram



Notes:
 Contact Form C shown
 On Contact Forms A & B Unused Pins are Omitted
 Tolerances $\pm .010$ unless otherwise noted



3220 Commander Drive, Suite 102, Carrollton, Texas 75006

Sales: Call Toll Free (888) 997-3933 Fax (818) 342-5296 email: pickerwest@sbcglobal.net URL: pickercomponents.com