






10/100BASE-TX SINGLE PORT TRANSFORMER MODULES

With Various Transmit Turns Ratios



-  RoHS-5 peak reflow temperature rating 235°C
-  RoHS-6 peak reflow temperature rating 245°C
-  Meets IEEE 802.3 specification
-  Designed for use with transceivers for AMD & Micrel

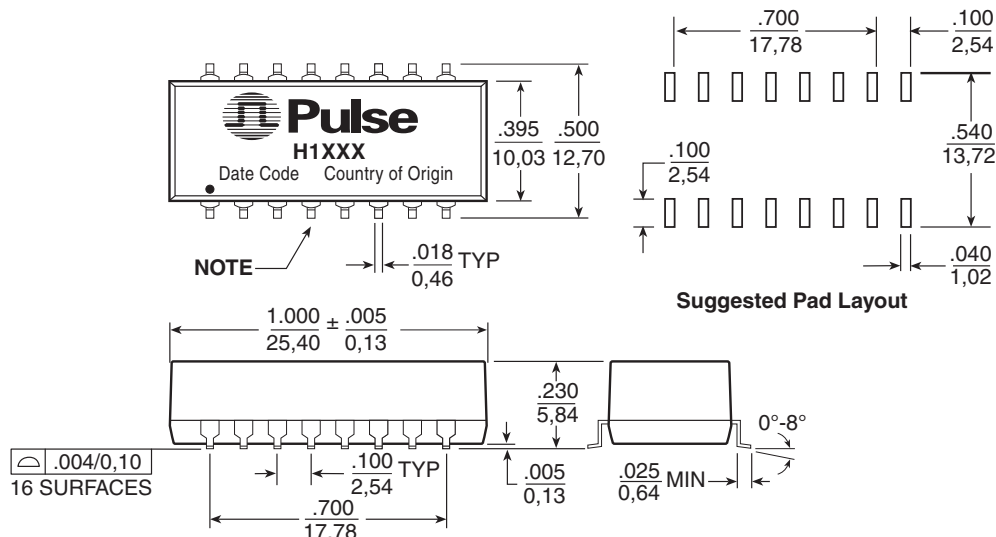
Electrical Specifications @ 25°C — Operating Temperature 0°C to 70°C

RoHS-6 ⁴ Compliant Part Number	RoHS-5 ³ Compliant Part Number	Turns Ratio (±5%)		Insertion Loss (dB MAX)	Return Loss (dB MIN)			Crosstalk (dB MIN)			Hipot (Vrms MIN)
		TX	RX		100 KHz-100 MHz	30 MHz	60 MHz	80 MHz	30 MHz	60 MHz	
—	H1013	1:√2	1:1	-1.0	-16	-12	-10	-45	-38	-34	1500
H1015NL ^{2c}	—	1:√2	1:1	-1.0	-16	-12	-10	-45	-38	-34	1500
H1033NL ^{2c}	H1033	1:√2	1:1	-1.0	-16	-12	-10	-45	-38	-34	1500
—	H1035	1:√2	1:1	-1.0	-16	-12	-10	-45	-38	-34	1500
H1043NL ^{2c}	H1043	1:√2	1:1	-1.0	-16	-12	-10	-45	-38	-34	1500
H1081NL ^{2d}	H1081	1:√2	1:1	-2.0	-18	-12	-11	-45	-38	-34	1500
H1093NL ^{2c}	—	1:√2	1:1	-1.0	-16	-12	-10	-45	-38	-34	1500
H1119NL ^{2c}	—	1:√2	1:1	-2.0	-16	-11	-10	-45	-38	-34	1500

- For Tape & Reel** packaging, add suffix "T" to the end of the part number when ordering, e.g. H1081T.
- MSL** = Moisture Sensitivity Level a = 1 b = 2 c = 3 d = 4 e = 5.
- RoHS-5:** Product does not contain 5 out of the 6 banned substances specified in the RoHS directive (product contains lead in applications considered solder).
- RoHS-6:** Product does not contain 5 out of the 6 banned substances specified in the RoHS directive. Some internal connections may contain lead in high-temperature solder (solder alloys containing more than 85% lead).
NOTE: The H1093NL has been optimized for use with the Kendin KS8761 (now Micrel).

Mechanical

H1013, H1015, H1033, H1035, H1043, H1081, H1093, H1119



Dimensions: Inches
mm

Unless otherwise specified, all tolerances are ± .010
0.25

NOTE: Pin 4 is omitted on the H1015NL.

10/100BASE-TX SINGLE PORT TRANSFORMER MODULES

With Various Transmit Turns Ratios

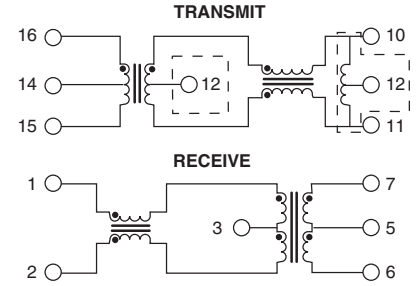
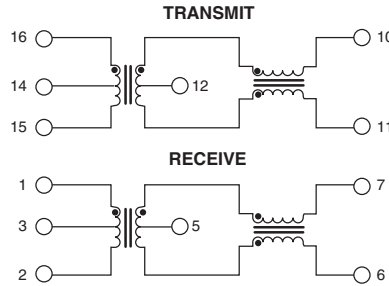
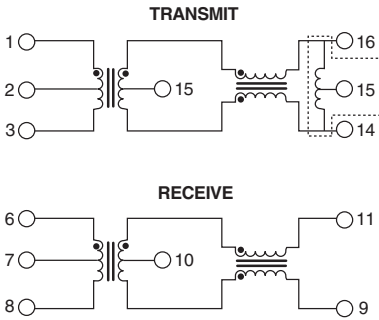


Schematics

H1013, H1033, H1043, H1093

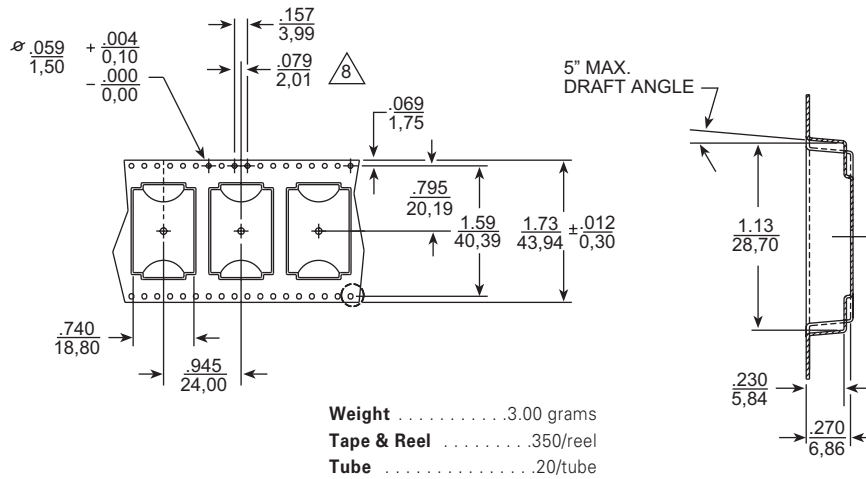
H1015

H1035, H1081, H1119



NOTE: The H1081/NL incorporates an autotransformer, so there is no connection to the TX transformer center tap.

Tape and Reel Specifications



NOTE: Modules are packaged in tubes, unless Tape & Reel is specified. Add the suffix "T" such as H1013T for Tape & Reel orders.

For More Information:

Pulse Worldwide Headquarters	Pulse Europe	Pulse China Headquarters	Pulse North China	Pulse South Asia	Pulse North Asia
12220 World Trade Dr. San Diego, CA 92128 U.S.A.	Einsteinstrasse 1 D-71083 Herrenberg Germany	B402, Shenzhen Academy of Aerospace Technology Bldg. 10th Kejinan Rd. High-Tech Zone Nanshan District Shenzhen, PR China 518057	Room 1503 XinYin Building No. 888 YiShan Rd. Shanghai 200233 China	150 Kampong Ampat #07-01/02 KA Centre Singapore 368324	No. 26, Kao Ching Rd. Yang Mei Chen Taoyuan Hsien Taiwan R. O. C.
Tel: 858 674 8100 Fax: 858 674 8262	Tel: 49 7032 7806 0 Fax: 49 7032 7806 135	TEL: 86 755 33966678 FAX: 86 755 33966700	Tel: 86 21 54643211/2 Fax: 86 21 54643210	Tel: 65 6287 8998 Fax: 65 6280 0080	Tel: 886 3 4643715 Fax: 886 3 4641911

Performance warranty of products offered on this data sheet is limited to the parameters specified. Data is subject to change without notice. Other brand and product names mentioned herein may be trademarks or registered trademarks of their respective owners.
© Copyright, 2008. Pulse Engineering, Inc. All rights reserved.