

PLEASE CHECK WWW.MOLEX.COM FOR LATEST PART INFORMATION

Part Number: [0010845120](#)
Status: **Active**
Overview: [mlx](#)
Description: 6.35mm (.250) Pitch MLX™ Power Connector Header, Vertical, 12 Circuits, Polyester 94V-0, Tin (Sn) Plating, White

Documents:

[3D Model](#) [Product Specification PS-42022-0001 \(PDF\)](#)
[Drawing \(PDF\)](#) [RoHS Certificate of Compliance \(PDF\)](#)

Agency Certification

CSA LR19980
 UL E29179

General

Product Family PCB Headers
 Series 42002
 Application Wire-to-Board
 Comments Solder Type
 Overview [mlx](#)
 Product Name MLX™

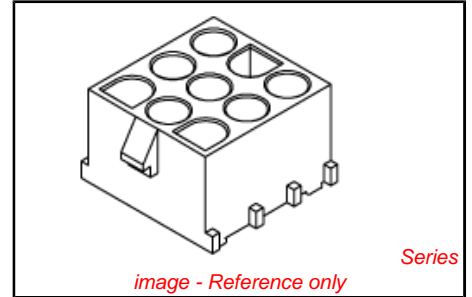
Physical

Breakaway No
 Circuits (Loaded) 12
 Circuits (maximum) 12
 Color - Resin Natural
 Durability (mating cycles max) 50
 First Mate / Last Break No
 Flammability 94V-0
 Glow-Wire Compliant No
 Guide to Mating Part Yes
 Keying to Mating Part Yes
 Lock to Mating Part Yes
 Material - Metal Phosphor Bronze
 Material - Plating Mating Tin
 Material - Resin Polyester
 Number of Rows 3
 Orientation Vertical
 PC Tail Length (in) 0.168 In
 PC Tail Length (mm) 4.27 mm
 PCB Retention Yes
 PCB Thickness Recommended (in) 0.125 In
 PCB Thickness Recommended (mm) 1.60 mm
 Packaging Type Bag
 Pitch - Mating Interface (in) 0.250 In
 Pitch - Mating Interface (mm) 6.35 mm
 Polarized to PCB Yes
 Shrouded Fully
 Surface Mount Compatible (SMC) No
 Temperature Range - Operating -55°C to +105°C
 Termination Interface: Style Through Hole

Electrical

Current - Maximum per Contact 13.5A

Solder Process Data



EU RoHS

ELV and RoHS Compliant
REACH SVHC Contains SVHC: No
Halogen-Free Status Not Reviewed

China RoHS



Need more information on product environmental compliance?

Email productcompliance@molex.com
 For a multiple part number RoHS Certificate of Compliance, [click here](#)

Please visit the [Contact Us](#) section for any non-product compliance questions.

Search Parts in this Series
[42002Series](#)

Mates With
[42021 Plug](#)

Duration at Max. Process Temperature (seconds)	10
Lead-free Process Capability	Wave Capable (TH only)
Process Temperature max. C	260

Material Info

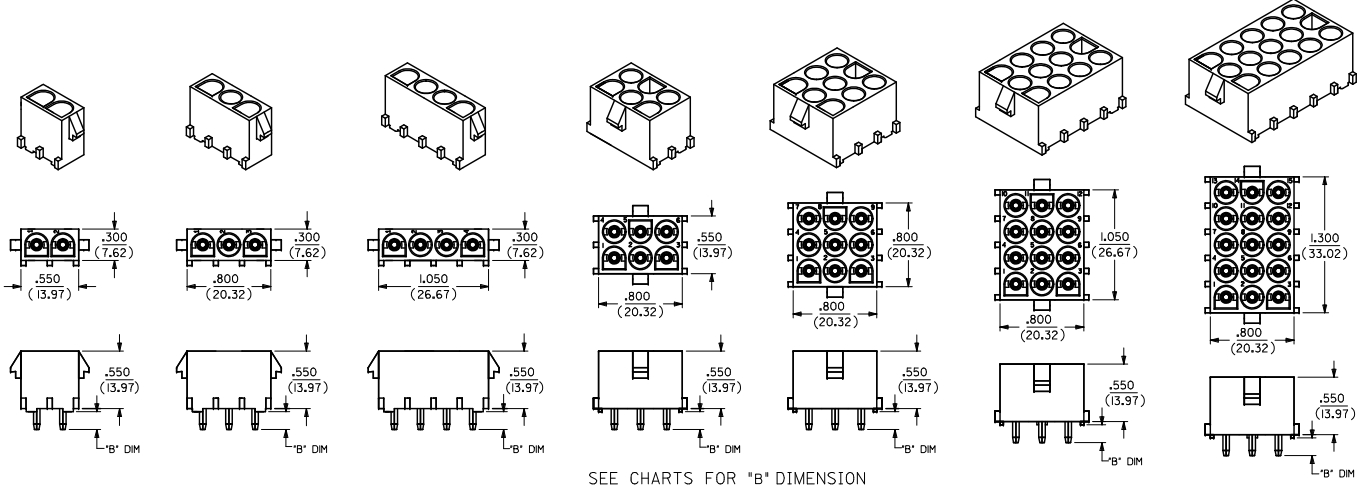
Old Part Number	42002-12C1A1
-----------------	--------------

Reference - Drawing Numbers

Packaging Specification	PK-43255-003
Product Specification	PS-42022-0001
Sales Drawing	SDA-42002-*****

This document was generated on 05/24/2010

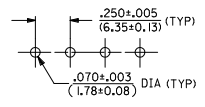
PLEASE CHECK WWW.MOLEX.COM FOR LATEST PART INFORMATION



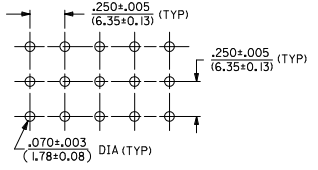
SEE CHARTS FOR "B" DIMENSION

P.C. BOARD MOUNTING DIMENSIONS

2, 3, & 4 POSITION HEADER ASSEMBLIES



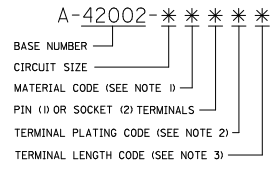
6, 9, 12 & 15 POSITION HEADER ASSEMBLIES



NOTES:

- 1) MATERIAL CODES:
 - *A*= NYLON 6/6, 94V-2, NATURAL
 - *C*= PLOYESTER, 94V-0, WHITE/NATURAL
 - *D*= NYLON V-2
 - COLOUR:BLACK(2YTEL 101F)
 - *E*= NYLON V-2
 - COLOUR:NATURAL
 - GLOWWIRE COMPATIBLE WITH CTI OF 325V
- 2) PLATING CODES:
 - A = ES-88-P921
- 3) TERMINAL LENGTH CODES:
 - I= TERMINAL FOR .062/(1.57) THICK PC BOARD
- 4) DIMENSIONS ARE FOR REFERENCE ONLY UNLESS INDICATED OTHERWISE.
- 5) HEADER ASSEMBLY HOUSINGS MATE WITH : PLUG HOUSINGS, .084/(2.13) DIA. SERIES: (42021-***)
- 6) CONTACTS ARE ON .250/(6.35) GRID CENTERLINE SPACING.

LEGEND:



ENTER DESCRIPTION IEC NO: 12010-0067 DRAWNS:SN01 2009/11/02 CHKCD:GJLWME 2010/01/27 APPR:KPRASAD 2010/01/27	QUALITY SYMBOLS ∇=0 ∇=0 ∇=0	GENERAL TOLERANCES (UNLESS SPECIFIED)		DIMENSION STYLE IN/MM		SCALE NTS	DESIGN UNITS INCH	THIRD ANGLE PROJECTION
		4 PLACES ± --- ± --- 3 PLACES ± --- ± .005 2 PLACES ± 0.13 ± .010 1 PLACE ± 0.25 ± --- ANGULAR ± --- °	mm INCH DRAWN BY SSUDHIR DATE 2004/06/08 CHECKED BY GJLOWE DATE 2004/06/08 APPROVED BY GJLOWE DATE 2004/06/08	TITLE HEADER HOUSING ASSEMBLY .084/(2.13)DIA.SERIES				
DRAFT WHERE APPLICABLE MUST REMAIN WITHIN DIMENSIONS		MATERIAL NO. SEE CHART		DOCUMENT NO. SDA-42002-*****		MOLEX INCORPORATED		
SIZE A		THIS DRAWING CONTAINS INFORMATION THAT IS PROPRIETARY TO MOLEX INCORPORATED AND SHOULD NOT BE USED WITHOUT WRITTEN PERMISSION						

20 19 18 17 16 15 14 13 12 11 10 9 8 7 6 5 4 3 2 1

PART NO.	ENG. NO.	CIRCUIT SIZE	MATERIAL (SEE NOTE 1)	INSULATOR PART NO.	PLATING (SEE NOTE 2)	TERMINAL PART NO.	*B* DIM ±.015
10-84-4020	A-42002-2A IA I	2	A	42002-2A	A	42005-P921A	.17/(4,3)
10-84-5020	A-42002-2C IA I		C	42002-2C	A	42005-P921A	
10-84-4022	A-42002-2A2A I		A	42002-2A	A	42006-P921A	
10-84-5021	A-42002-2C2A I		C	42002-2C	A	42006-P921A	
36759011	36759-0101		D	366480042	A	42005-P921A	
36759014	36759-0141	D	366480042	A	42006-P921A		
36757011	36757-0101	E	367570001	A	42005-P921A		
36757014	36757-0141	E	367570001	A	42006-P921A		
10-84-4030	A-42002-3A IA I	3	A	42002-3A	A	42005-P921A	.17/(4,3)
10-84-5030	A-42002-3C IA I		C	42002-3C	A	42005-P921A	
10-84-4032	A-42002-3A2A I		A	42002-3A	A	42006-P921A	
10-84-5031	A-42002-3C2A I		C	42002-3C	A	42006-P921A	
36759012	36759-0102		D	366480043	A	42005-P921A	
36757012	36757-0102	E	367570002	A	42005-P921A		
36757014	36757-0142	E	367570002	A	42006-P921A		
10-84-4040	A-42002-4A IA I	4	A	42002-4A	A	42005-P921A	.17/(4,3)
10-84-5040	A-42002-4C IA I		C	42002-4C	A	42005-P921A	
10-84-4042	A-42002-4A2A I		A	42002-4A	A	42006-P921A	
10-84-5041	A-42002-4C2A I		C	42002-4C	A	42006-P921A	
36759013	36759-0103		D	366480044	A	42005-P921A	
36759014	36759-0143	D	366480044	A	42006-P921A		
36757013	36757-0103	E	367570003	A	42005-P921A		
36757014	36757-0143	E	367570003	A	42006-P921A		
10-84-4060	A-42002-6A IA I	6	A	42002-6A	A	42005-P921A	.17/(4,3)
10-84-5060	A-42002-6C IA I		C	42002-6C	A	42005-P921A	
10-84-4062	A-42002-6A2A I		A	42002-6A	A	42006-P921A	
10-84-5061	A-42002-6C2A I		C	42002-6C	A	42006-P921A	
36759014	36759-0104		D	366480045	A	42005-P921A	
36759014	36759-0144	D	366480045	A	42006-P921A		
36757014	36757-0104	E	367570004	A	42005-P921A		
36757014	36757-0144	E	367570004	A	42006-P921A		
10-84-4090	A-42002-9A IA I	9	A	42002-9A	A	42005-P921A	.17/(4,3)
10-84-5090	A-42002-9C IA I		C	42002-9C	A	42005-P921A	
10-84-4092	A-42002-9A2A I		A	42002-9A	A	42006-P921A	
10-84-5091	A-42002-9C2A I		C	42002-9C	A	42006-P921A	
36759015	36759-0105		D	366480046	A	42005-P921A	
36759014	36759-0145	D	366480046	A	42006-P921A		
36757015	36757-0105	E	367570005	A	42005-P921A		
36757014	36757-0145	E	367570005	A	42006-P921A		
10-84-4120	A-42002-12A IA I	12	A	42002-12A	A	42005-P921A	.17/(4,3)
10-84-5120	A-42002-12C IA I		C	42002-12C	A	42005-P921A	
10-84-4122	A-42002-12A2A I		A	42002-12A	A	42006-P921A	
10-84-5121	A-42002-12C2A I		C	42002-12C	A	42006-P921A	
36759016	36759-0106		D	366480047	A	42005-P921A	
36759014	36759-0146	D	366480047	A	42006-P921A		
36757016	36757-0106	E	367570006	A	42005-P921A		
36757014	36757-0146	E	367570006	A	42006-P921A		
10-84-4150	A-42002-15A IA I	15	A	42002-15A	A	42005-P921A	.17/(4,3)
10-84-5150	A-42002-15C IA I		C	42002-15C	A	42005-P921A	
10-84-4152	A-42002-15A2A I		A	42002-15A	A	42006-P921A	
10-84-5151	A-42002-15C2A I		C	42002-15C	A	42006-P921A	
36759017	36759-0107		D	366480057	A	42005-P921A	
36759014	36759-0147	D	366480057	A	42006-P921A		
36757017	36757-0107	E	367570007	A	42005-P921A		
36757014	36757-0147	E	367570007	A	42006-P921A		

ENTER DESCRIPTION 10-000-0000 2009/11/02 CHIKO GLOWE 2010/01/27 APPR:RERASD 2010/01/27	QUALITY SYMBOLS ∇=0 ∇=0 ∇=0	GENERAL TOLERANCES (UNLESS SPECIFIED) DIM INCH 4 PLACES ±.005 ±.005 3 PLACES ±.010 ±.010 2 PLACES ±.025 ±.025 1 PLACE ±.050 ±.050 ANGULAR ±.050 ±.050		DIMENSION STYLE IN/MM DRAWN BY SSUDHIR DATE 2004/06/08 CHECKED BY GJLOWE DATE 2004/06/08 APPROVED BY GJLOWE DATE 2004/06/08		SCALE NTS DESIGN UNITS INCH THIRD ANGLE PROJECTION		TITLE HEADER HOUSING ASSEMBLY .084/12.13/DIA.SERIES			
		DRAFT WHERE APPLICABLE MUST REMAIN WITH DIMENSIONS		MATERIAL NO. SEE CHART		DOCUMENT NO. SDA-42002-*****		SHEET NO. 2 OF 2			
		THIS DRAWING CONTAINS INFORMATION THAT IS PROPRIETARY TO MOLEX INCORPORATED AND SHOULD NOT BE USED WITHOUT WRITTEN PERMISSION								MOLEX INCORPORATED	
		MOLEX INCORPORATED									