



TAI-SAW TECHNOLOGY CO., LTD.

No. 3, Industrial 2nd Rd., Ping-Chen Industrial District,
Taoyuan, 324, Taiwan, R.O.C.

TEL: 886-3-4690038 FAX: 886-3-4697532

E-mail: tstsales@mail.taisaw.com Web: www.taisaw.com

Approval Sheet For Product Specification

Issued Date:

Product Name: IF SAW Filter 480MHz

TST Parts No: TB0606A

Customer Parts No: _____

Company: _____
Division: _____
Approved by: _____
Date: _____

Checked by : Kazuma Lee

Approval by : Francis Chen

Date: 2008/05/07



TAI-SAW TECHNOLOGY CO., LTD.

No. 3, Industrial 2nd Rd., Ping-Chen Industrial District,
Taoyuan, 324, Taiwan, R.O.C.

TEL: 886-3-4690038 FAX: 886-3-4697532

E-mail: tstsales@mail.taisaw.com Web: www.taisaw.com

IF SAW Filter 480MHz (SMD 5.0x5.0mm²)

MODEL NO.: TB0606A

REV. NO.:1

A. MAXIMUM RATING:

1. Input Power Level: 10dBm
2. Operating Temperature: -40°C to 60°C
3. Storage Temperature: -40°C to 85°C

RoHS Compliant
Lead free
Lead-free soldering

B. ELECTRICAL CHARACTERISTICS:

Ambient Temperature: 25°C

Item	Unit	Min.	Type.	Max.	Note
Center frequency, Fc	MHz	479	480	481	-
Insertion Loss at Fo, IL	dB	-	12	18	-
Passband Ripple 460~500 MHz	dB	-	0.7	1.0	-
Attenuation:(Reference level from Fc)					
417~436.8 MHz	dBc	38	50	-	-
525~545 MHz	dBc	38	50	-	-
Temp. Coefficient	ppm/°C	-	-94	-	-
Load Impedance	Ohm	-	50	-	-

C. Frequency Characteristics:

1. S21 Response

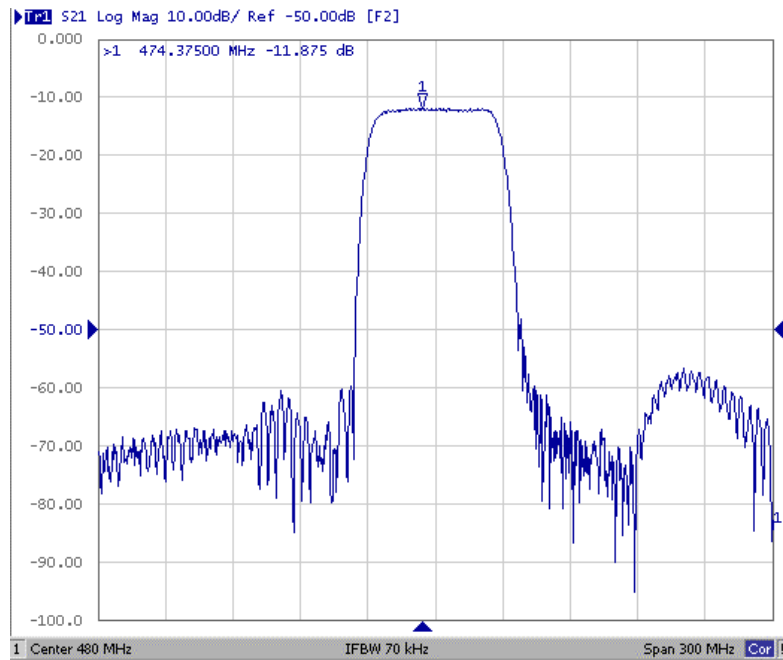


Fig1. Horizontal: 30MHz/Div Vertical: 10dB/Div

2. S21 Response (narrow band)

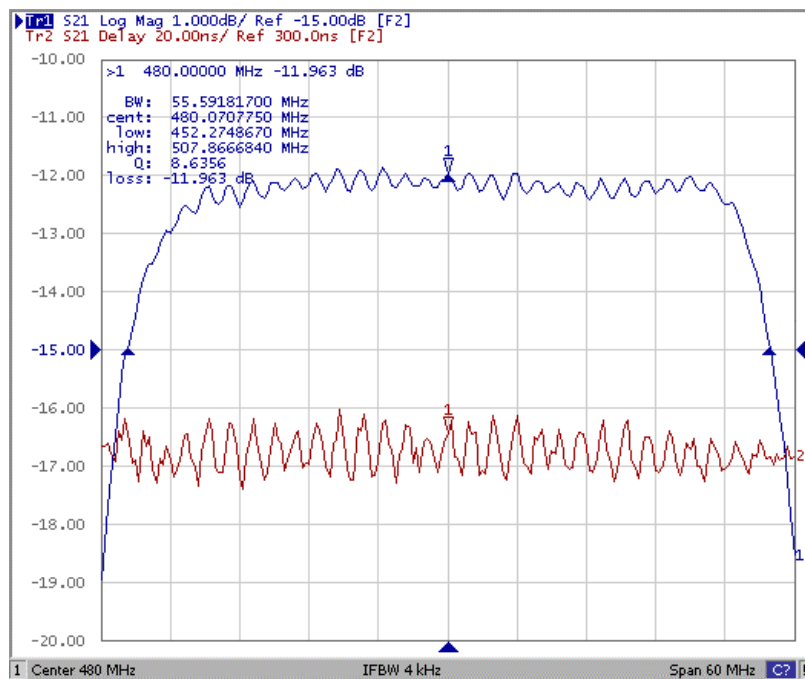
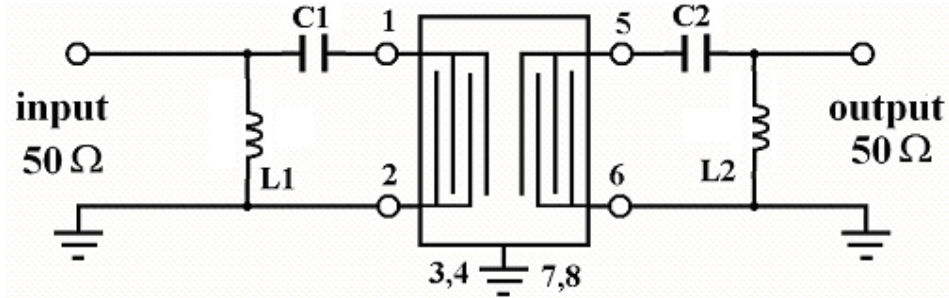


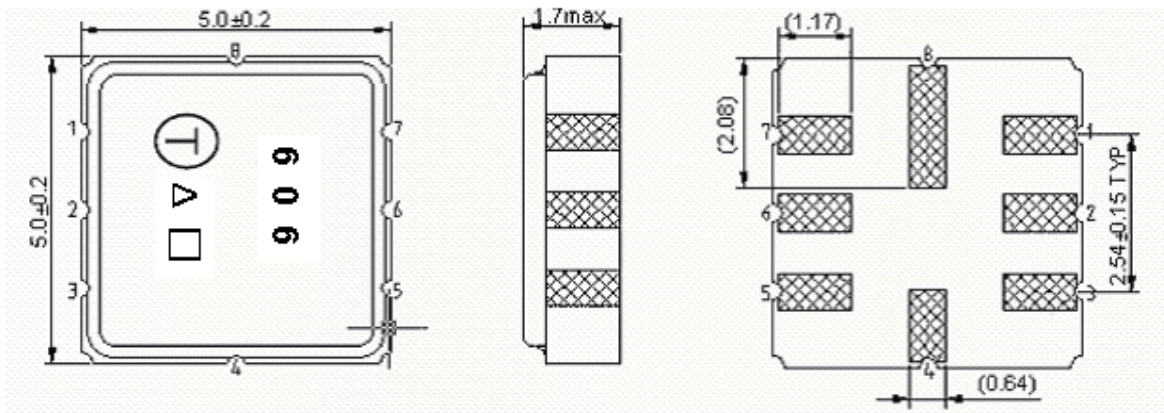
Fig2. Horizontal: 6MHz/Div Vertical: 1dB/Div
Vertical: 20ns/Div

D. Measurement Circuit:



L1=10nH L2=18nH C1=12pF C2=12pF

E. Outline Drawing:



#1 –Input

#2 –Input ground

#5 – Output

#6 – Output ground

#3,4,7,8 – Ground

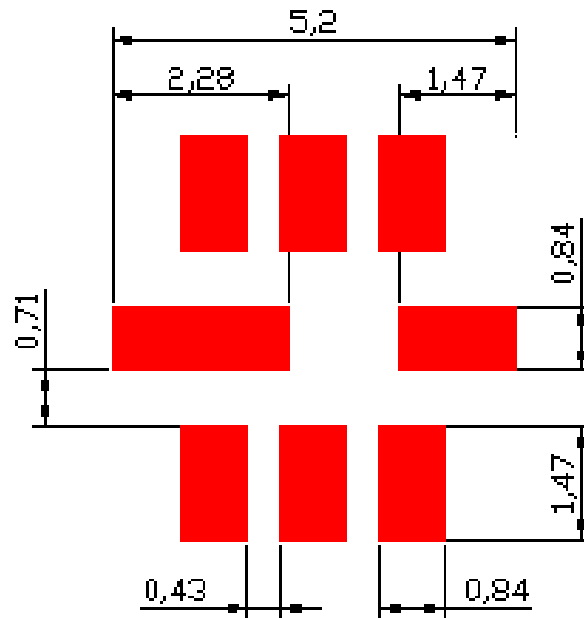
□ : Week Code (Follow the table from planner each year)

Unit : mm

△ : Product / Year Code

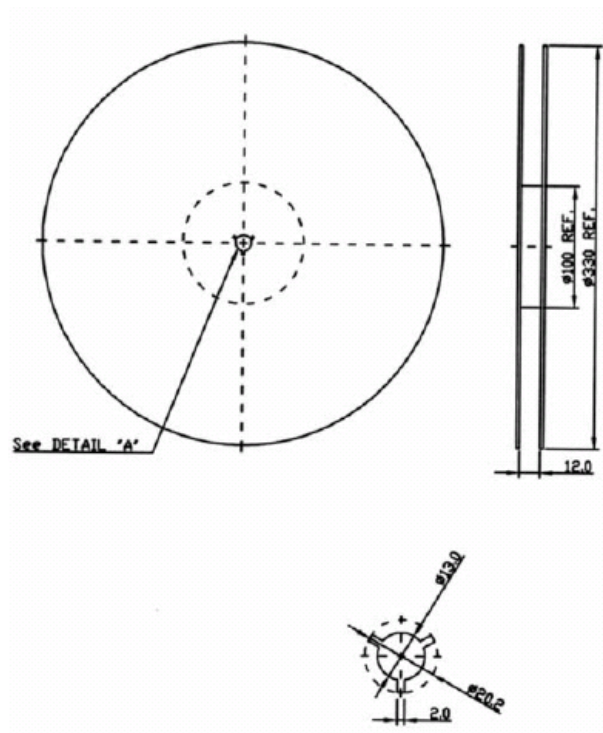
Year	2005 2009	2006 2010	2007 2011	2008 2012
Product Code	B	b	<u>B</u>	<u>b</u>

F. PCB Footprint:



G. PACKING:

1. REEL DIMENSION:



2. TAPE DIMENSION:

