



# TAI-SAW TECHNOLOGY CO., LTD.

No. 3, Industrial 2nd Rd., Ping-Chen Industrial District,  
Tao-Yuan, 324, Taiwan, R.O.C.

TEL: 886-3-4690038 FAX: 886-3-4697532

E-mail: [ttsales@mail.taisaw.com](mailto:ttsales@mail.taisaw.com) Web: [www.taisaw.com](http://www.taisaw.com)

## Approval Sheet for Product Specification

Issued Date:

Product Name: 480MHz IF SAW Filter (BW=36 MHz)

TST Parts No.: TB0590A

Customer Parts No.: \_\_\_\_\_

Company: _____
Division: _____
Approved by : _____
Date: _____

Checked by: \_\_\_\_\_ Andy Yu

Approval by: \_\_\_\_\_ Francis Chen

Date: \_\_\_\_\_ 11/19/2007



# TAI-SAW TECHNOLOGY CO., LTD.

No.3, Industrial 2nd Rd., Ping-Chen Industrial District, Taoyuan, Taiwan, R.O.C.

TEL: 886-3-4690038

FAX: 886-3-4697532

E-mail: [tstsales3@mail.taisaw.com](mailto:tstsales3@mail.taisaw.com) Web: [www.taisaw.com](http://www.taisaw.com)

SAW Filter 480MHz (SMD 5.0×5.0 mm)

MODEL NO.: TB0590A

Rev. NO. 1.0

## A. MAXIMUM RATING:

1. Operating Temperature: -30 °C ~ 70 °C
2. Storage Temperature: -40 °C ~ +85 °C

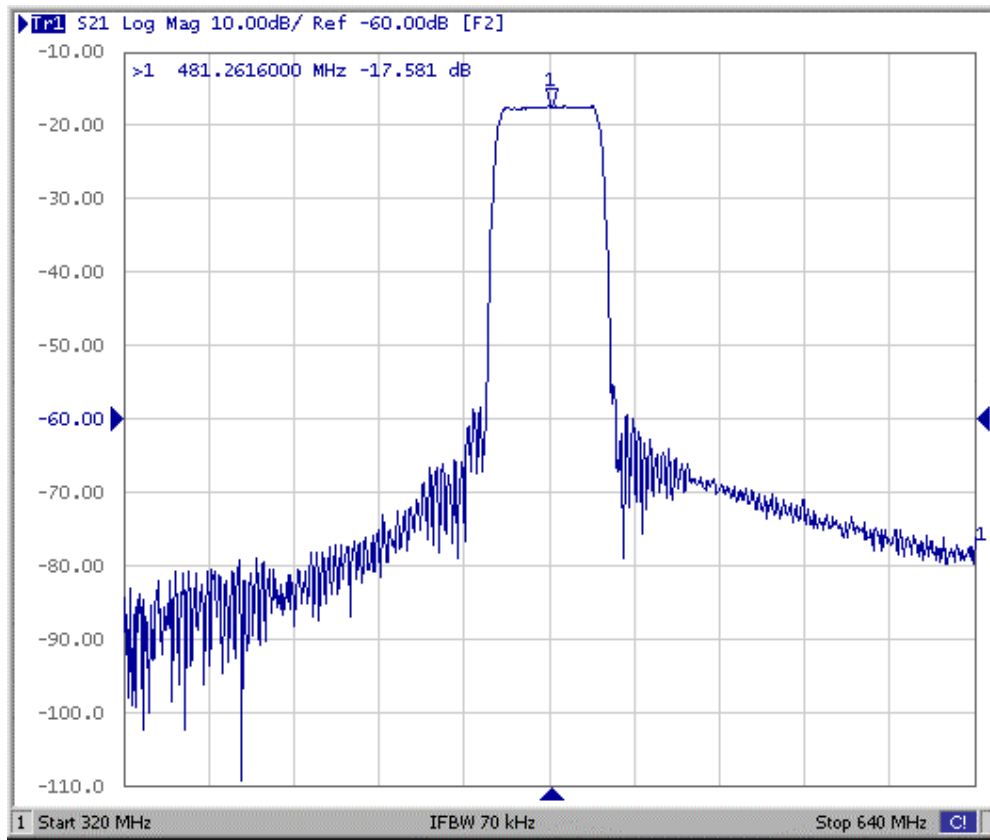
RoHS Compliant  
Lead free  
Lead-free soldering

## B. Characteristics :

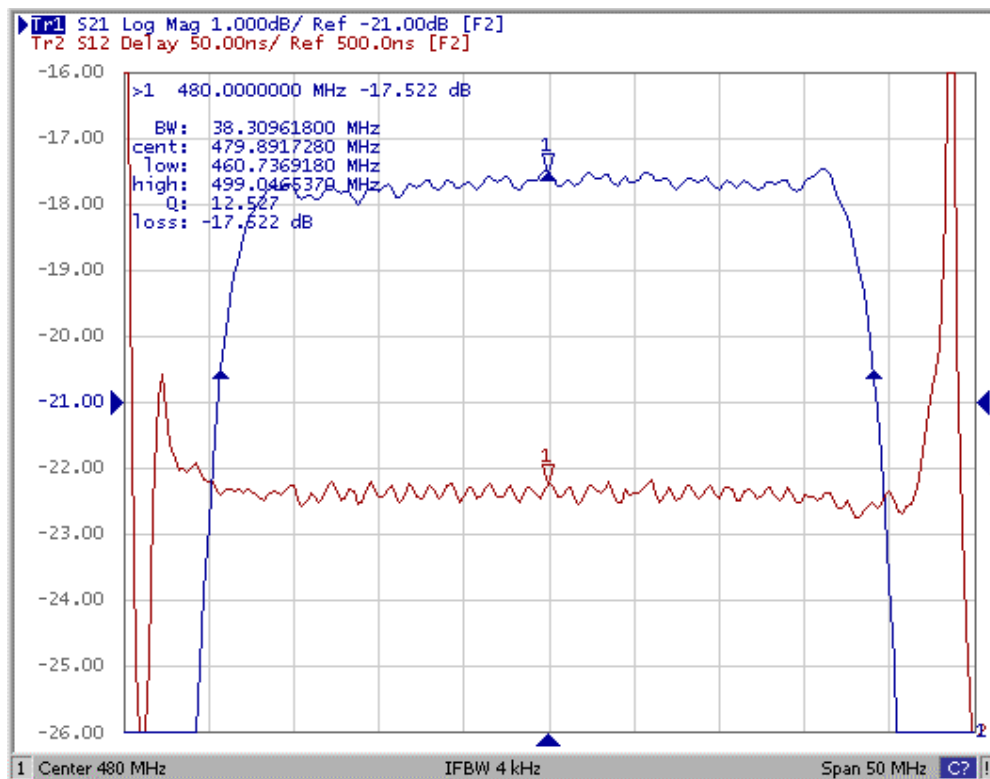
Item	Unit	Min.	Type.	Max.
Center frequency, <b>Fc</b>	MHz	479.5	480	480.5
Max Insertion Loss	dB	-	17.5	19.5
1 dB Bandwidth	MHz	-	35.7	-
3 dB Bandwidth	MHz	36	38.3	-
Pass band Ripple <b>Fc+/-13.5MHz</b>	dB	-	0.5	1.0
Group delay <b>462~498MHz</b>	ns		27	50
Relative Attenuation: (Reference level from Max IL )				
<b>320MHz to 454MHz</b>	dB	35	52	-
<b>506MHz to 640MHz</b>	dB	35	48	-
<b>Matching:</b>				
1.The input of the filter will be matched to <u>50 ohm</u>				
2.The output of the filter will be matched to <u>50 ohm</u>				

### C.FREQUENCY CHARACTERISTICS:

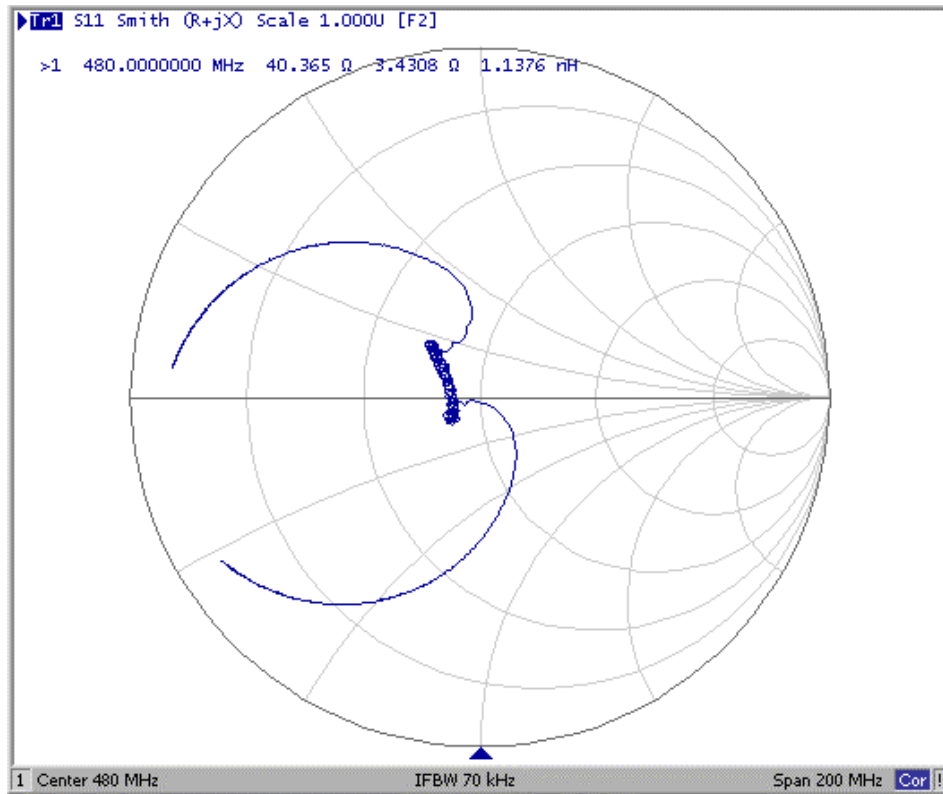
(1) S21 Response:(span 330MHz)



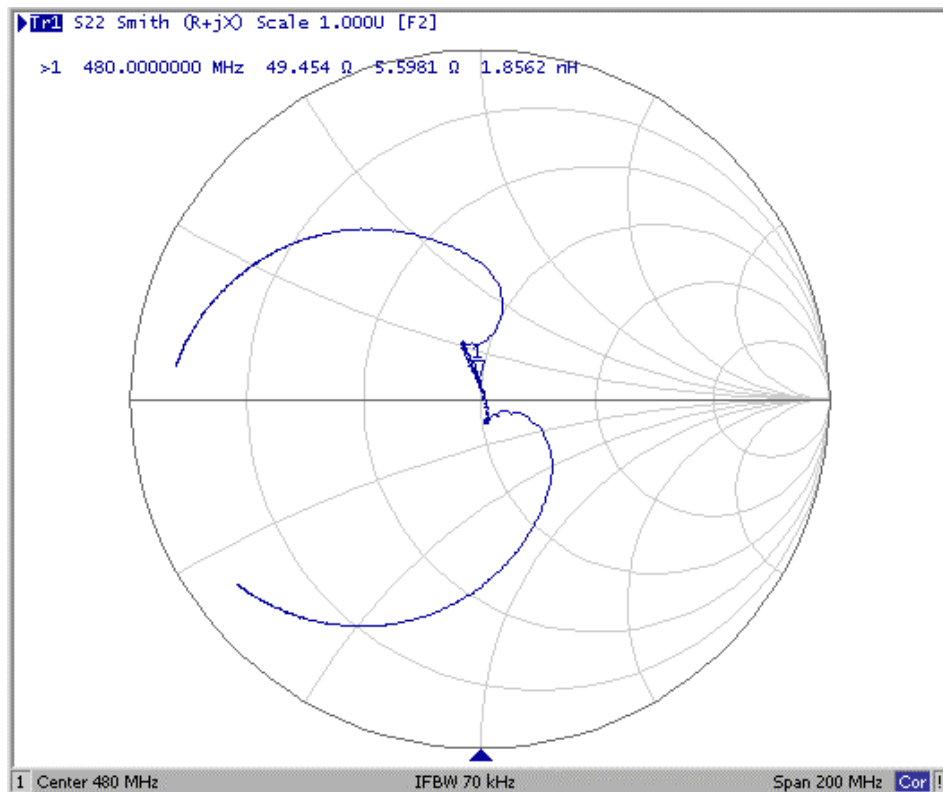
(2) Passband of Response: (span: 50MHz)



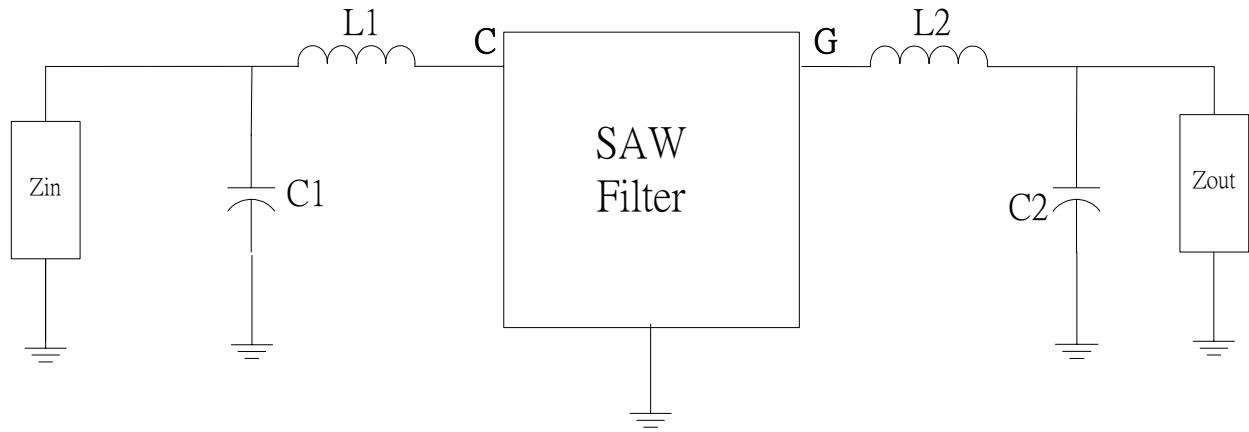
(3) S11 Smith Chart: (span 200MHz)



(4) S22 Smith Chart: (span 200MHz)

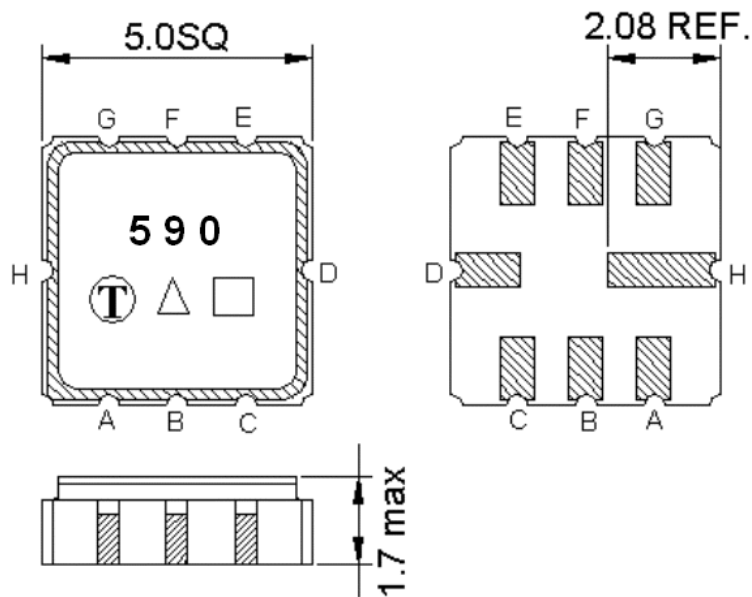


D. TEST CIRCUIT:



Zin and Zout are 50Ω  
 L1=12nH, C1=15pF, L2=15nH, C2=12pF

E. OUTLINE DRAWING:



Pin C: RF input

Pin G: RF output

Pin H,D: Case Ground

Pin A, B, E, F: Ground

□ : Week Code (Follow the table from planner each year)

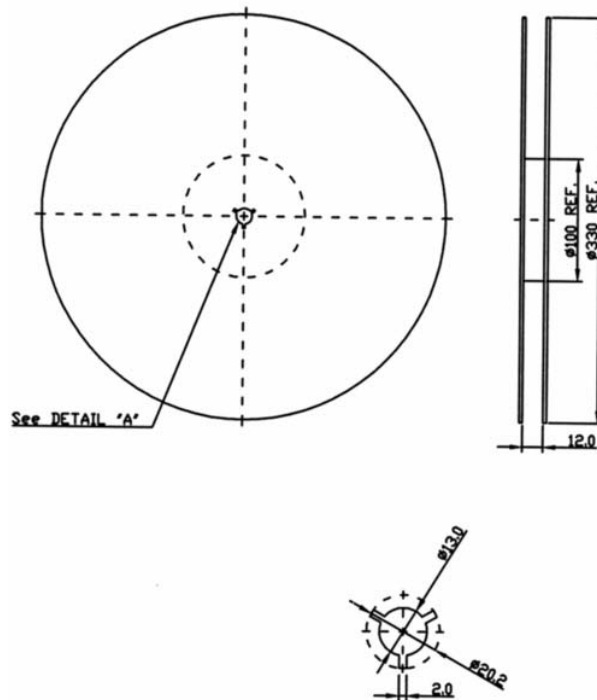
Unit : mm

△ : Product / Year Code

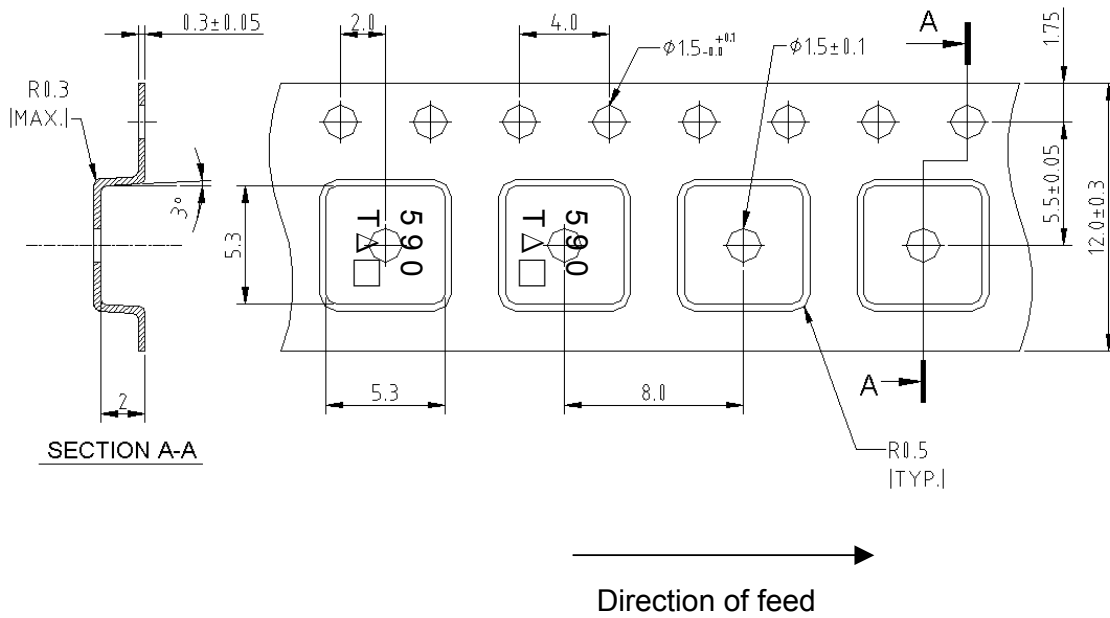
Year	2005 2009	2006 2010	2007 2011	2008 2012
Product Code	B	b	<u>B</u>	<u>b</u>

F.PACKING:

1.REEL DIMENSION



2.TAPE DIMENSION



G. Recommended Reflow Profile:

