



# TAI-SAW TECHNOLOGY CO., LTD.

No. 3, Industrial 2nd Rd., Ping-Chen Industrial District,  
Taoyuan, 324, Taiwan, R.O.C.

TEL: 886-3-4690038 FAX: 886-3-4697532

E-mail: [tstsales@mail.taisaw.com](mailto:tstsales@mail.taisaw.com) Web: [www.taisaw.com](http://www.taisaw.com)

## Approval Sheet For Product Specification

Issued Date: Oct, 4, 2006

Product Name: SAW Filter 400 MHz SMD 3X3 mm

TST Parts No.: TB0564A

Customer Parts No.: \_\_\_\_\_

Company: _____
Division: _____
Approved by : _____
Date: _____

Checked by: \_\_\_\_\_ Bob Chau

Approval by: \_\_\_\_\_ Francis Chen

Date: \_\_\_\_\_ 10, 4, 2007



# TAI-SAW TECHNOLOGY CO., LTD.

No. 3, Industrial 2nd Rd., Ping-Chen Industrial District,  
Taoyuan, 324, Taiwan, R.O.C.

TEL: 886-3-4690038 FAX: 886-3-4697532

E-mail: [tstsales@mail.taisaw.com](mailto:tstsales@mail.taisaw.com) Web: [www.taisaw.com](http://www.taisaw.com)

## SAW Filter 400MHz

MODEL NO.:TB0564A

REV. NO.:1

### A. MAXIMUM RATING:

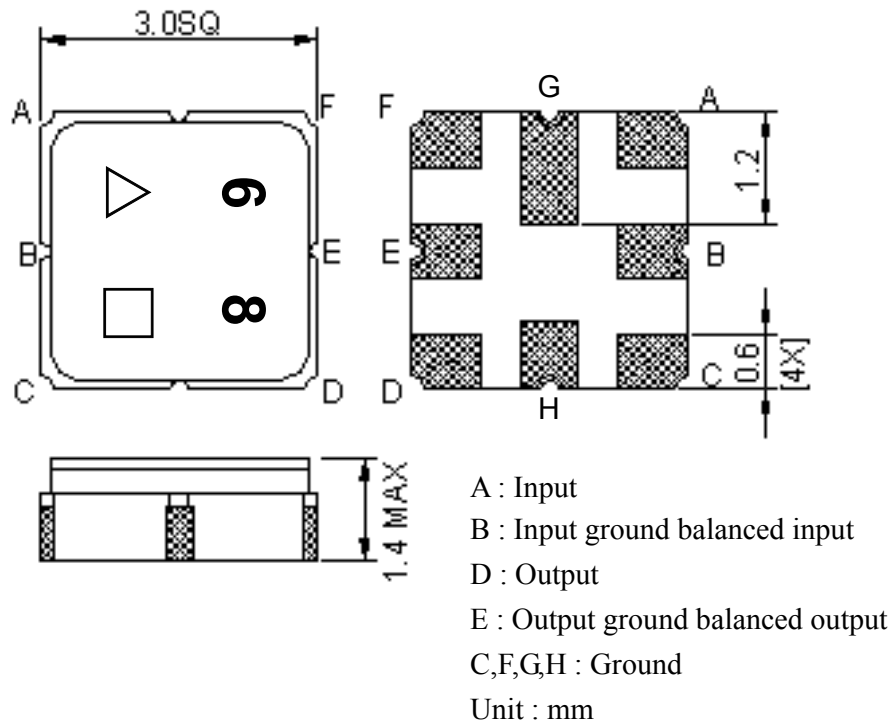
1. Input Power Level: 10 dBm
2. DC Voltage : 3V
3. Operating Temperature: -20°C to +75°C
4. Storage Temperature: -40°C to +85°C

RoHS Compliant  
Lead free  
Lead-free soldering

### B. ELECTRICAL CHARACTERISTICS:

Item	Unit	Min.	Type.	Max.	Note
Center frequency, <b>Fc</b>	MHz	-	400	-	-
Max. Insertion loss ( <b>Fc</b> ± 75 kHz) (excluding loss in matching elements)	dB	-	4.3	6.0	-
Max. Insertion loss ( <b>Fc</b> ± 75 kHz) (including loss in matching elements)	dB	-	5.2	7.5	-
Passband Ripple ( <b>Fc</b> ± 75 kHz)	dB	-	0.4	2	-
Group Delay Ripple ( <b>Fc</b> ± 75 kHz)	μ sec	-	0.6	2	-
<b>Relative Attenuation (relative to IL)</b>					
<b>Fc</b> - 100 to <b>Fc</b> - 1.5 MHz	dB	35	60	-	-
<b>Fc</b> - 1.5 to <b>Fc</b> - 0.8 MHz	dB	20	46	-	-
<b>Fc</b> - 0.8 to <b>Fc</b> - 0.6 MHz	dB	10	39	-	-
<b>Fc</b> - 0.6 to <b>Fc</b> - 0.4 MHz	dB	7	27	-	-
<b>Fc</b> + 0.4 to <b>Fc</b> + 0.6 MHz	dB	7	27	-	-
<b>Fc</b> + 0.6 to <b>Fc</b> + 0.8 MHz	dB	10	39	-	-
<b>Fc</b> + 0.8 to <b>Fc</b> + 1.5 MHz	dB	20	46	-	-
<b>Fc</b> + 1.5 to <b>Fc</b> + 100 MHz	dB	35	57	-	-
<b>Temperature coefficient of frequency</b> <b>TCf</b>		-0.036 ppm/K <sup>2</sup>			

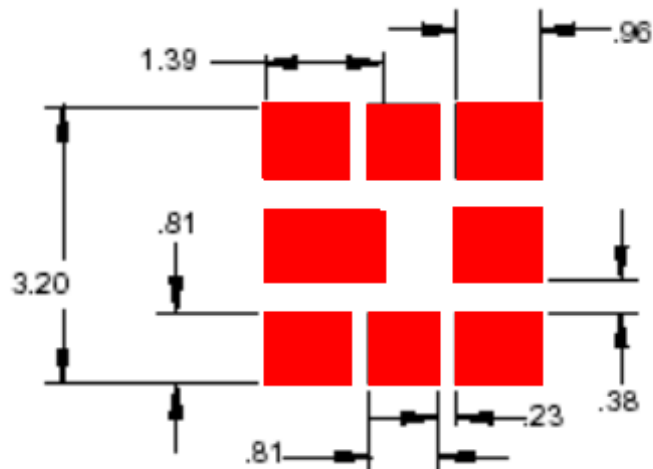
**C.OUTLINE DRAWING:**



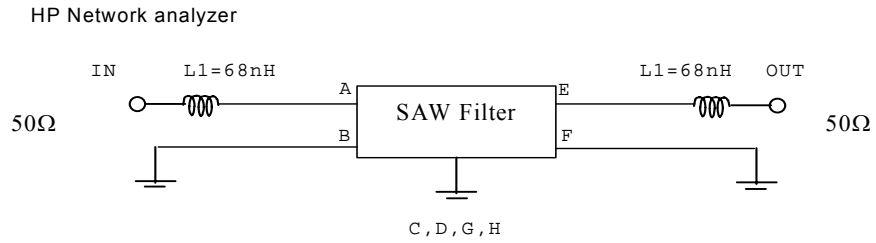
△ : Year Code (2006->6, ..., 2009->9)

□ : Date Code (Follow the table from planner each year)

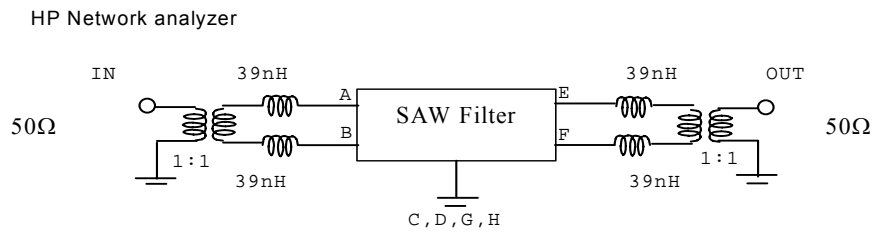
**D. PCB Footprint:**



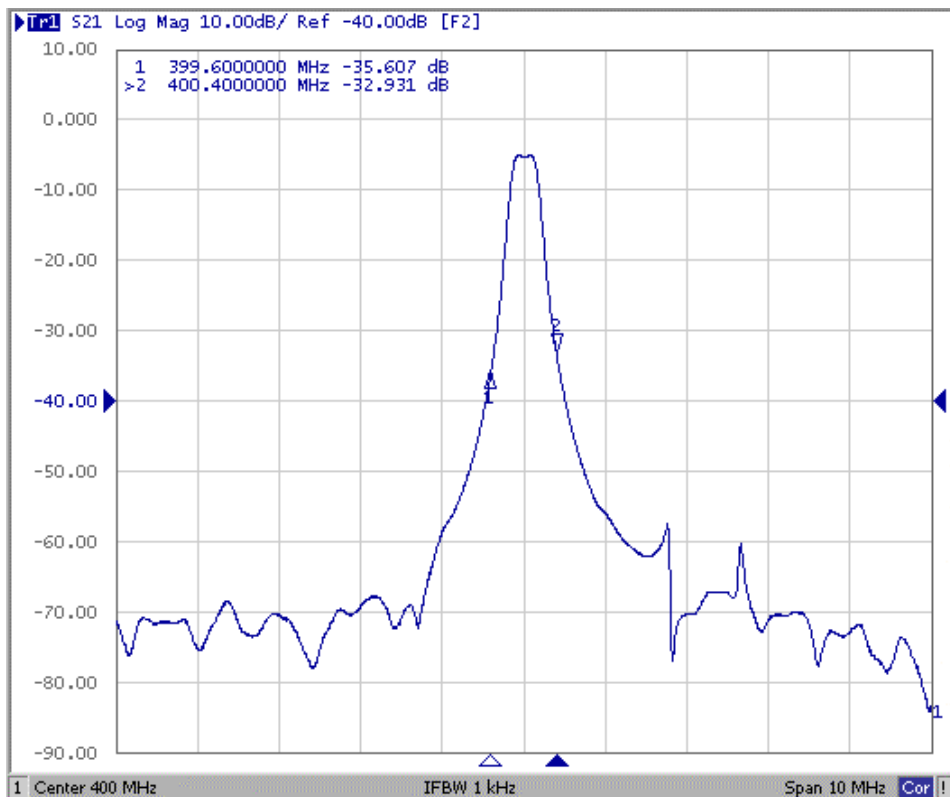
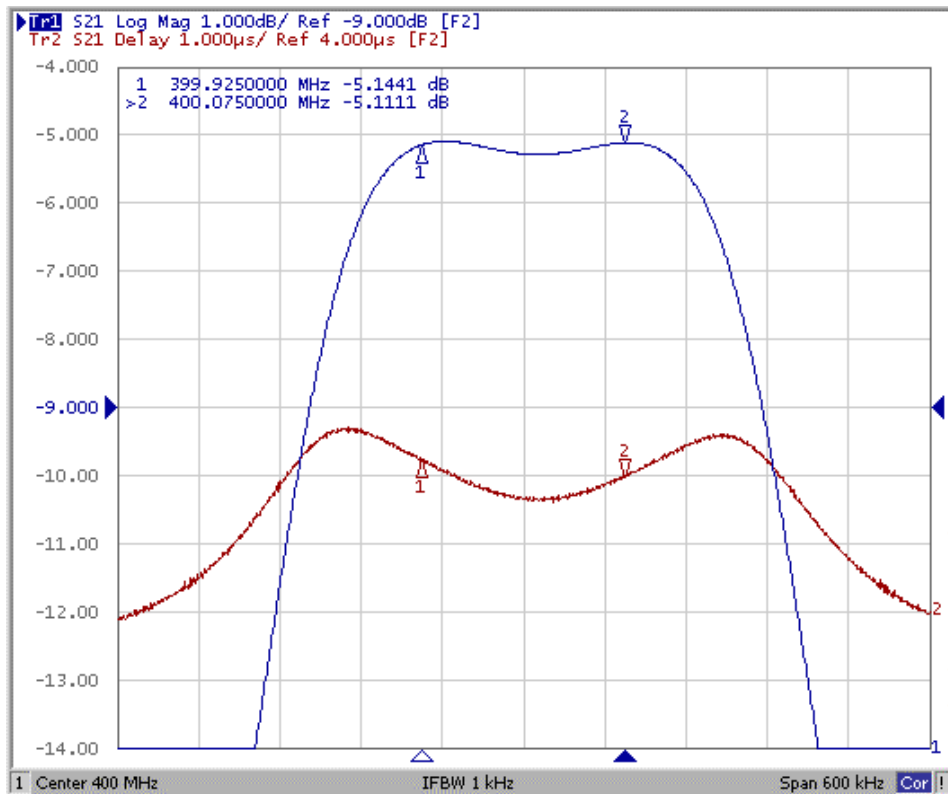
**E. MEASUREMENT CIRCUIT:  
50 Ohm Test circuit ( single-ended / single-ended )**

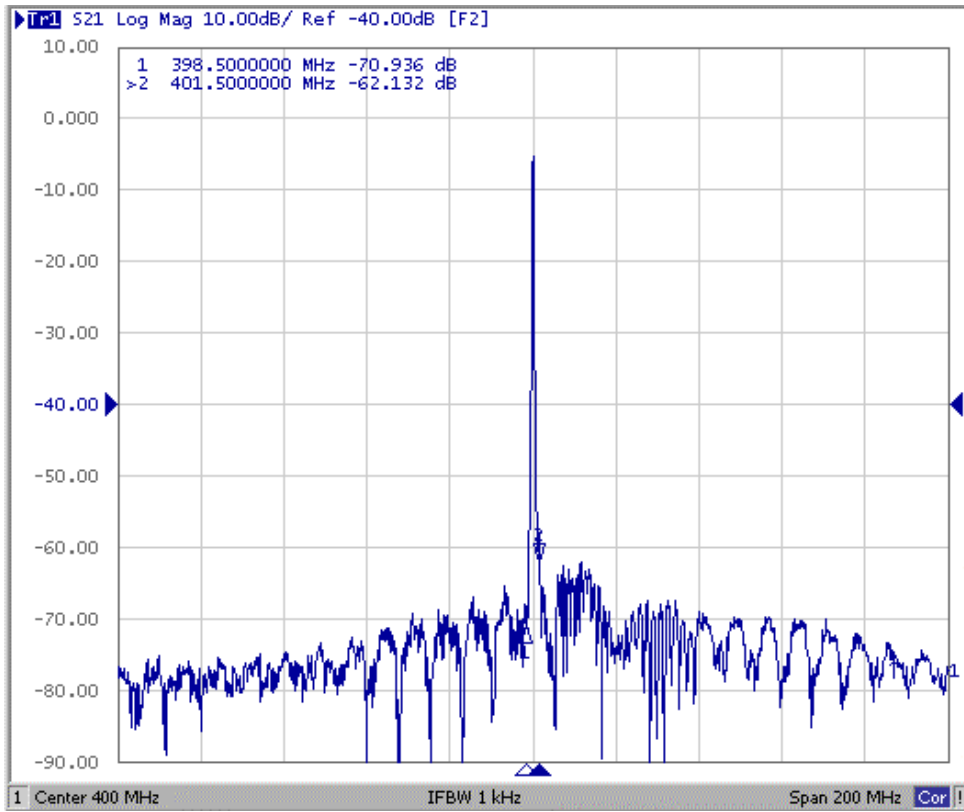


**50 Ohm Test circuit ( balanced-ended / balanced-ended )**

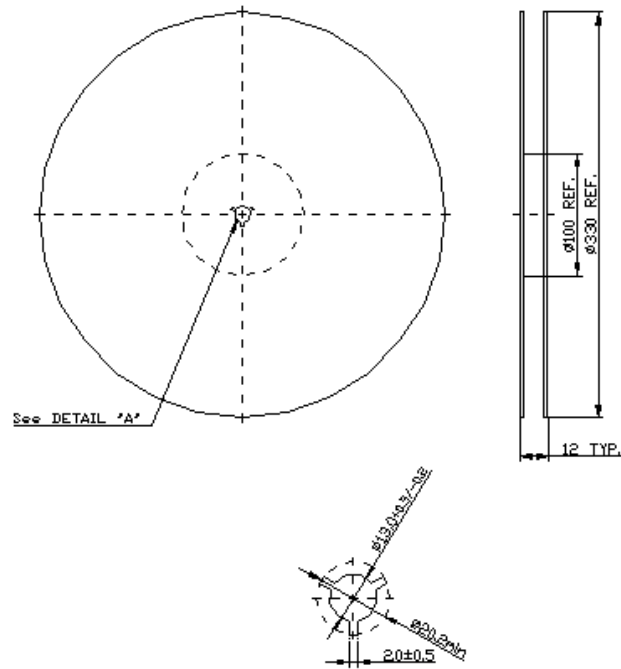


## F. Frequency Characteristics :

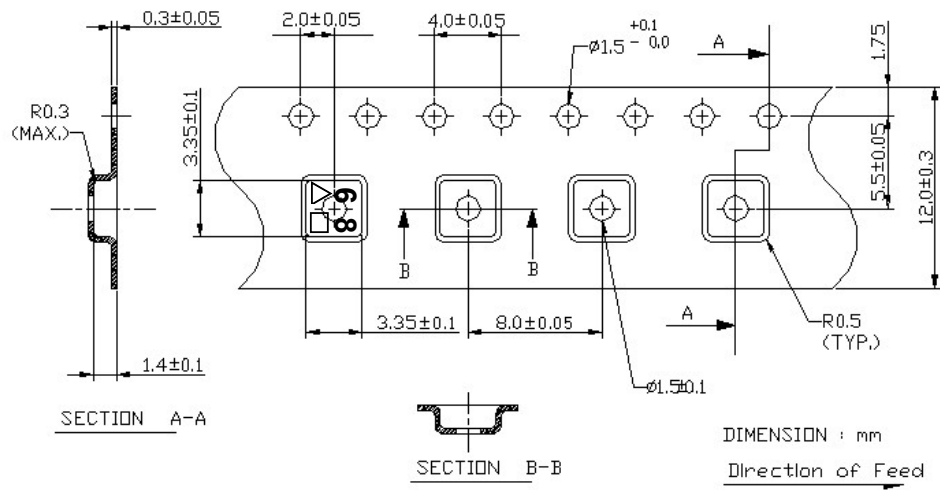




**G. PACKING:**  
**1. REEL DIMENSION**



**2. TAPE DIMENSION**



**H. RECOMMENDED REFLOW PROFILE :**

