



TAI-SAW TECHNOLOGY CO., LTD.

No. 3, Industrial 2nd Rd., Ping-Chen Industrial District,
Taoyuan, 324, Taiwan, R.O.C.

TEL: 886-3-4690038 FAX: 886-3-4697532

E-mail: ttsales@mail.taisaw.com Web: www.taisaw.com

Approval Sheet For Product Specification

Issued Date: 2, 27, 2004

Product Name: SAW Filter 402.7 MHz SMD 5x5 mm

TST Parts No.:TB0237A

Customer Parts No.: _____

Company: _____
Division: _____
Approved by : _____
Date: _____

Checked by: _____ Asin Lin

Approval by: _____ Francis Chen

Date: _____ 27, 2, 2004



TAI-SAW TECHNOLOGY CO., LTD.

No. 3, Industrial 2nd Rd., Ping-Chen Industrial District,
Taoyuan, 324, Taiwan, R.O.C.

TEL: 886-3-4690038 FAX: 886-3-4697532

E-mail: tstsales@mail.taisaw.com Web: www.taisaw.com

SAW Filter 402.7MHz

MODEL NO.: TB0237A

REV. NO.:1

A. MAXIMUM RATING:

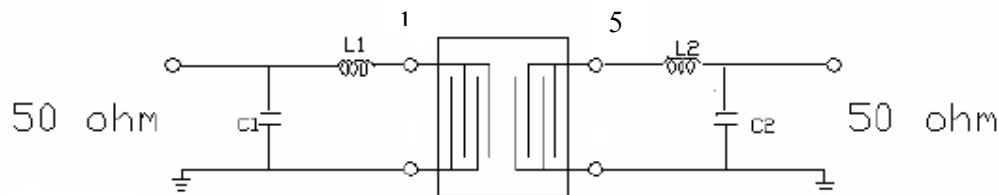
1. Input Power Level : 10 dBm
2. Operating Temperature: -40°C to 85°C
3. Storage Temperature: -40°C to 85°C

RoHS Compliant
Lead free
Lead-free soldering

B. ELECTRICAL CHARACTERISTICS:

Item	Unit	Min.	Type.	Max.	Note
Center frequency, F_c	MHz	-	402.7	-	
Minimum Insertion Loss, IL	dB	-	13.7	19	
Amplitude Ripple in F_c±9.5MHz,AR	MHz	-	0.8	1.2	
Group delay ripple in F_c±9.5MHz	ns	-	50	100	
2dB Bandwidth	MHz	21.5	23		
30dB Bandwidth	MHz	-	32		
Relative attenuation (relative to min. IL)		-			
375 MHz ~ F_c-17.5MHz	dB	28	36	-	
F_c+17.5MHz ~ 430MHz	dB	29	34	-	
Temperature coefficient of frequency	ppm/°C		-18	-	

C. MEASUREMENT CIRCUIT:



Input L1=18nH, C1=18pF
Output L2=18nH, C2=18pF

D. Frequency Characteristics :

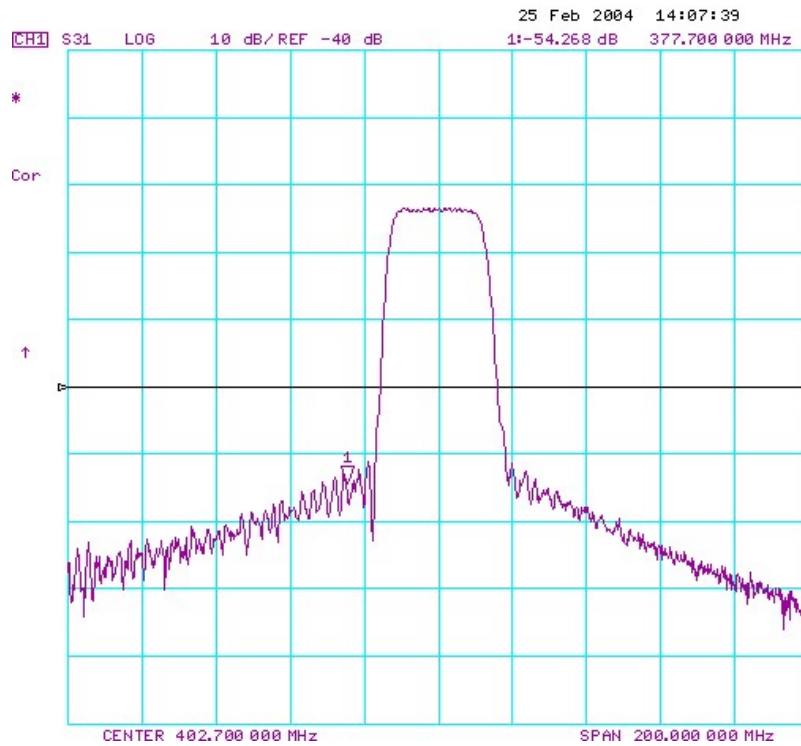


Fig-1 S21 Response Horizontal: 20MHz/Div
 Vertical: 10dB/Div

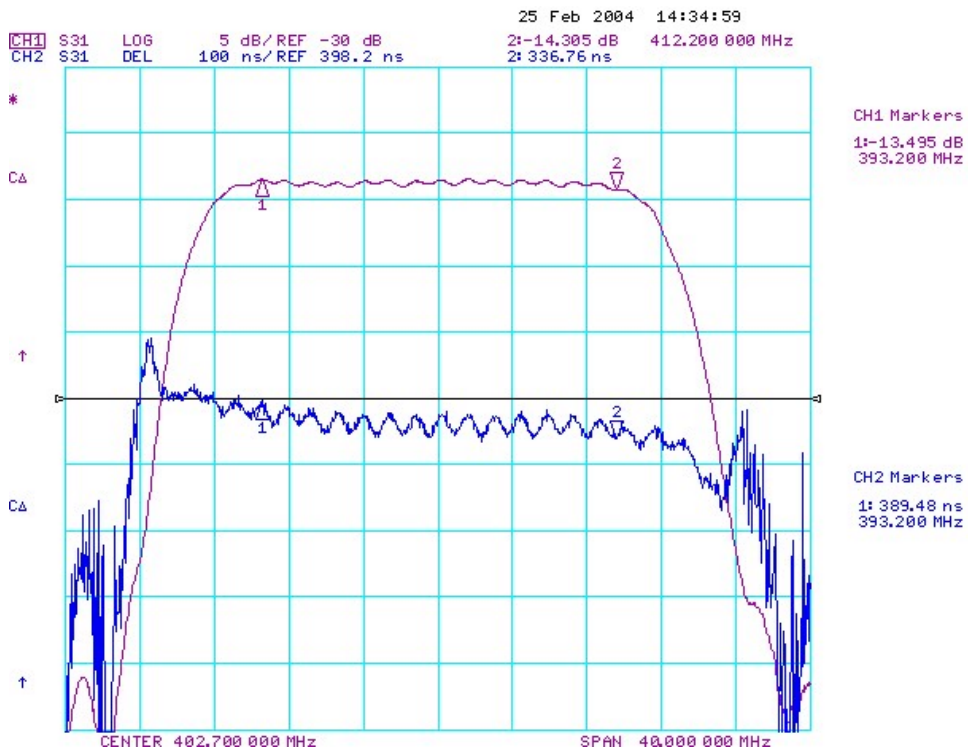
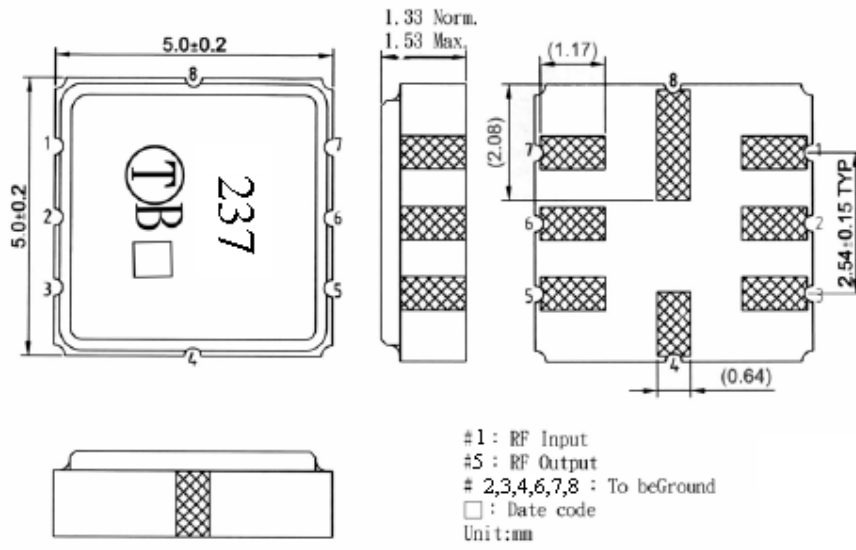


Fig-2 Horizontal: 400KHz/Div Vertical: 5dB/Div
 Vertical: 100ns/Div

E. Outline Drawing :



F. PCB Footprint

