



TAI-SAW TECHNOLOGY CO., LTD.

No. 3, Industrial 2nd Rd., Ping-Chen Industrial District,
Taoyuan, 324, Taiwan, R.O.C.

TEL: 886-3-4690038 FAX: 886-3-4697532

E-mail: ttsales@mail.taisaw.com Web: www.taisaw.com

Approval Sheet For Product Specification

Issued Date:

Product Name: SAW Filter 480 MHz TO39

TST Parts No.: TB0222A

Customer Parts No.: _____

Company: _____
Division: _____
Approved by : _____
Date: _____

Checked by: _____ Asin Lin

Approval by: _____ Francis Chen

Date: _____ 2004/8/06



TAI-SAW TECHNOLOGY CO., LTD.

No. 3, Industrial 2nd Rd., Ping-Chen Industrial District,
Taoyuan, 324, Taiwan, R.O.C.

TEL: 886-3-4690038 FAX: 886-3-4697532

E-mail: tstsales@mail.taisaw.com Web: www.taisaw.com

SAW Filter 480 MHz

MODEL NO.:TB0222A

REV. NO.:2.0

A. MAXIMUM RATING:

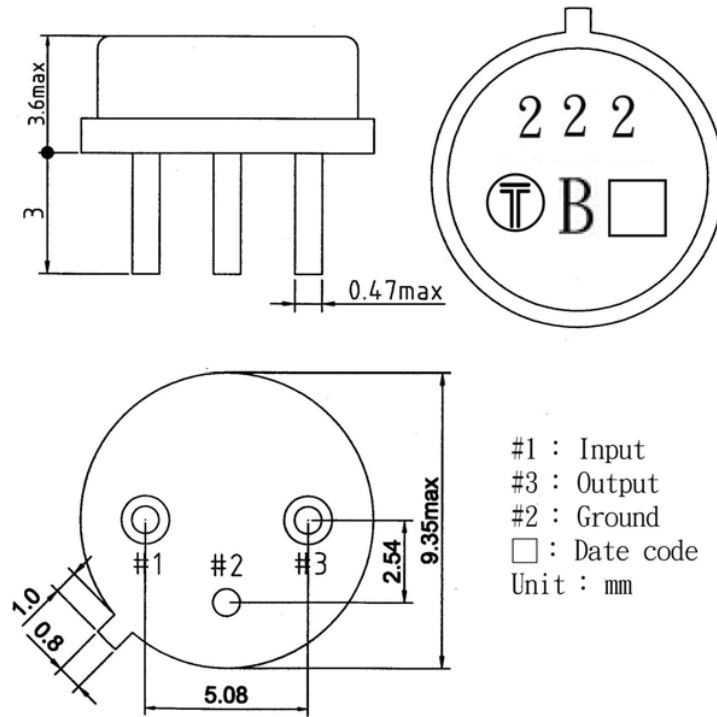
- 1.Input Power Level: 10 dBm
- 2.Operating Temperature: -40°C to +85°C
- 3.Storage Temperature: -40°C to +85°C

RoHS Compliant
Lead-free soldering

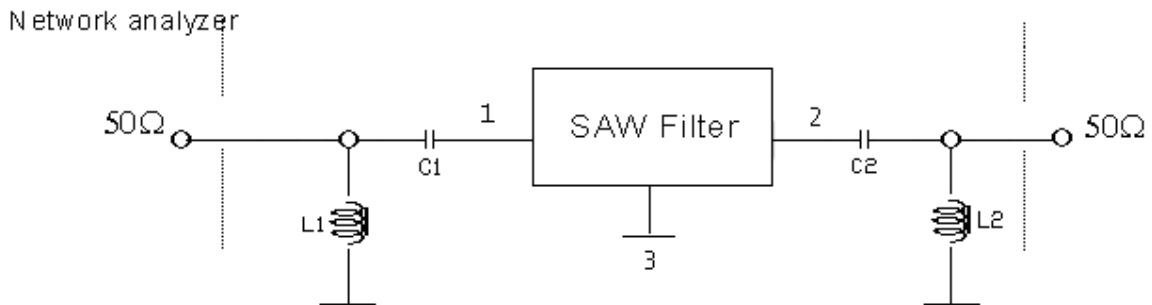
B. ELECTRICAL CHARACTERISTICS:

Item	Unit	Min.	Type.	Max.
Center frequency, Fc	MHz	-	480	-
Insertion Loss, IL at Fc	dB	-	9.3	10.3
Passband width, BW3	MHz	3.9	4.66	-
Passband width, BW25	MHz	-	6.8	7.2
Passband width, BW30	MHz	-	7.15	8.0
Amplitude Ripple in $Fc \pm 1.75\text{MHz}$	dB	-	0.9	1.2
Group delay ripple in $Fc \pm 1.75\text{MHz}$	nS	-	100	250
Phase Linearity in $Fc \pm 1.75\text{MHz}$	rms°		1.3	3.0
Attenuation				
Fc - 100 MHz ~ Fc - 10 MHz	dB	40	43	
Fc + 10 MHz ~ Fc + 100 MHz	dB	40	43	
Temperature coefficient of frequency	ppm/c	-	-18	-

C.OUTLINE DRAWING:



E.MEASUREMENT CIRCUIT:



C1 = 22 PF L1 = 6.8 nH
 C2 = 30 PF L2 = 5.6 nH

D.FREQUENCY CHRACTERISTICS:

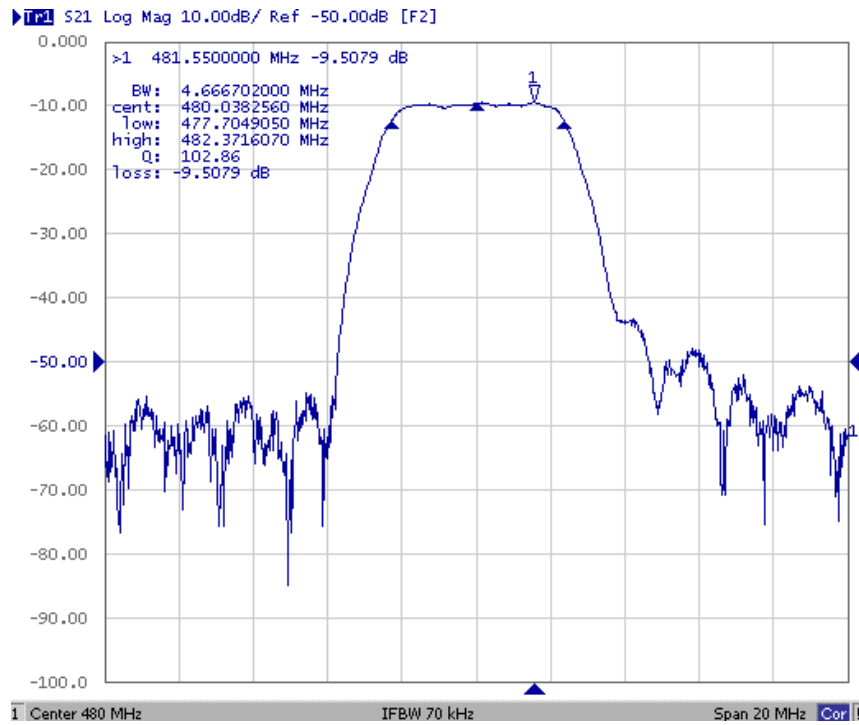


Fig-1 S21 Response Horizontal: 2MHz/Div
Vertical: 10dB/Div

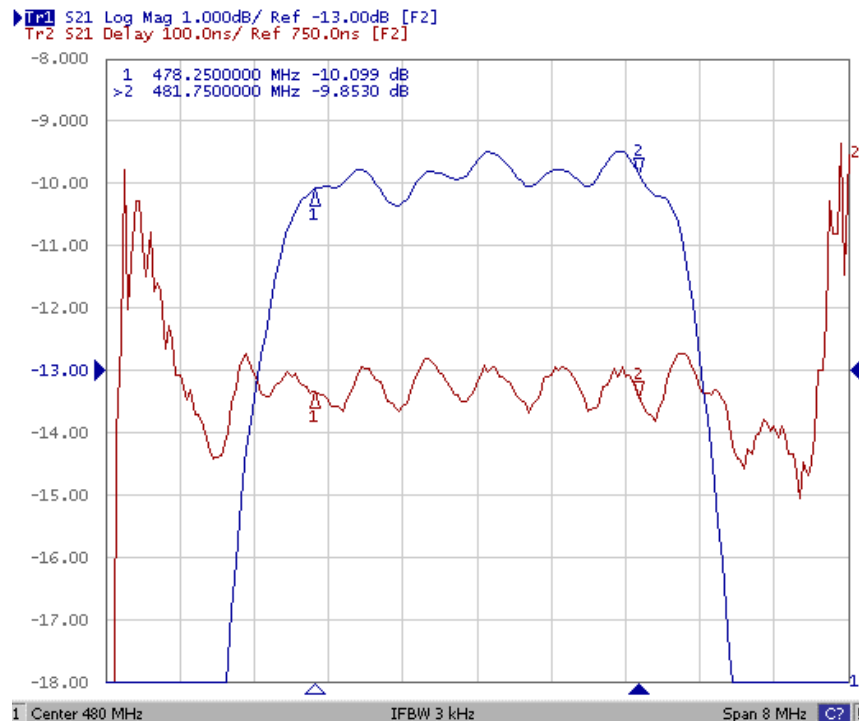


Fig-2 Horizontal: 800KHz/Div Vertical: 1dB/Div
Vertical: 100ns/Div