


CT646CYF Series

From 1.0 μH to 1000 μH

SPECIFICATIONS

Part numbers are marked to indicate tolerance available.
M = $\pm 20\%$

* Maximum allowable DC current is that which causes a 10% inductance reduction from the initial value, or coil temperature to rise by 40°C, whichever is smaller. (Reference ambient temperature 20°C).



CHARACTERISTICS

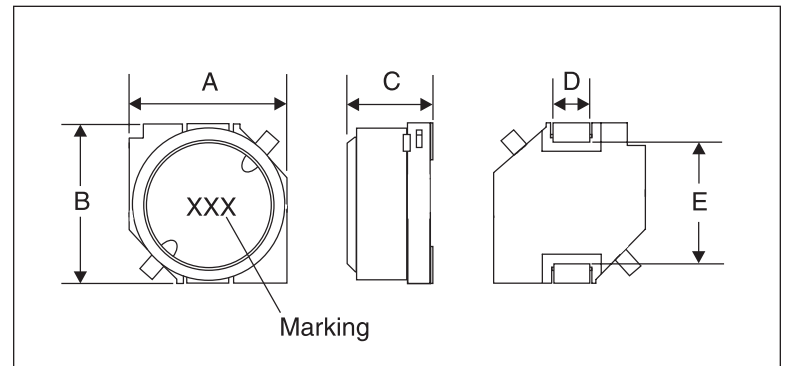
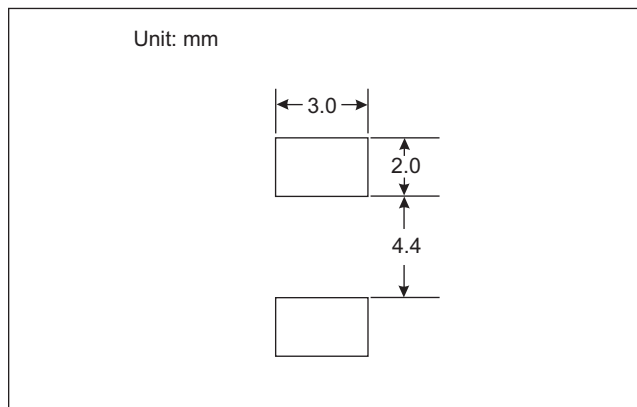
- Description:** SMD (shielded) power inductor
- Applications:** Ideal for a variety of DC/DC converter applications and low profile use
- Operating Temperature:** -30°C to +100°C
- Inductance Tolerance:** $\pm 20\%$
- Testing:** Inductance is tested on an HP4285A at 100 kHz
- Packaging:** Tape & Reel
- Marking:** Parts are marked with inductance code
- Miscellaneous:** RoHS Compliant. Magnetically shielded
- Additional Information:** Additional electrical & physical information available upon request
- Samples available.** See website for ordering information.

Part Number	Inductance (μH)	L Test Freq. (kHz)	DCR Max. (Ω)	*Rated DC (A)
CT646CYF-1R0M	1.0	100	0.023	2.88
CT646CYF-1R2M	1.2	100	0.025	2.85
CT646CYF-1R5M	1.5	100	0.027	2.61
CT646CYF-2R2M	2.2	100	0.030	2.46
CT646CYF-3R3M	3.3	100	0.035	2.28
CT646CYF-4R7M	4.7	100	0.041	2.08
CT646CYF-5R6M	5.6	100	0.044	2.00
CT646CYF-6R8M	6.8	100	0.047	1.94
CT646CYF-8R2M	8.2	100	0.048	1.80
CT646CYF-100M	10	100	0.050	1.68
CT646CYF-120M	12	100	0.070	1.54
CT646CYF-150M	15	100	0.080	1.39
CT646CYF-180M	18	100	0.090	1.26
CT646CYF-220M	22	100	0.110	1.13
CT646CYF-270M	27	100	0.150	1.02
CT646CYF-330M	33	100	0.170	0.84
CT646CYF-390M	39	100	0.180	0.80
CT646CYF-470M	47	100	0.200	0.76
CT646CYF-560M	56	100	0.280	0.64
CT646CYF-680M	68	100	0.320	0.60
CT646CYF-820M	82	100	0.350	0.57
CT646CYF-101M	100	100	0.400	0.50
CT646CYF-121M	120	100	0.440	0.47
CT646CYF-151M	150	100	0.730	0.40
CT646CYF-181M	180	100	0.780	0.39
CT646CYF-221M	220	100	0.940	0.33
CT646CYF-271M	270	100	1.250	0.31
CT646CYF-331M	330	100	1.400	0.27
CT646CYF-391M	390	100	1.520	0.27
CT646CYF-471M	470	100	1.700	0.25
CT646CYF-561M	560	100	2.390	0.22
CT646CYF-681M	680	100	2.500	0.20
CT646CYF-821M	820	100	3.000	0.18
CT646CYF-102M	1000	100	4.100	0.17

PHYSICAL DIMENSIONS

Size	A Max.	B Max.	C Max.	D	E Max.
mm	7.4	7.4	5.5	2.0 \pm 0.2	5.4
inches	0.29	0.29	0.22	0.08 \pm 0.008	0.21

PAD LAYOUT



07.30.08



Manufacturer of Passive and Discrete Semiconductor Components

800-684-5322 Inside US 949-453-1811 Outside US

Copyright © 2008 by CT Magnetics, DBA Central Technologies. All rights reserved.

CT Magnetics reserves the right to make improvements or change specifications without notice