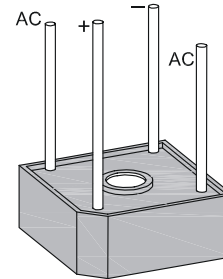


### 3.0A Single-Phase Silicon Bridge Rectifier

#### Features

- High forward surge current capability
- Ideal for printed circuit board
- High temperature soldering guaranteed:  
260°C/10 seconds, at 5 lbs. (2.3kg) tension
- RoHS Compliant



TB3



#### Mechanical Data

<b>Case:</b>	Molded plastic body
<b>Epoxy:</b>	Meets UL 94V-0 flammability rating
<b>Terminals:</b>	Lead solderable per MIL-STD-202E, Method 208C
<b>Polarity:</b>	Hole thru for #6 screw
<b>Weight:</b>	0.093 ounce, 2.62 grams

#### Maximum Ratings & Electrical Characteristics ( $T_{Ambient}=25^{\circ}C$ unless noted)

Symbol	Description	TB305	TB31	TB32	TB34	TB36	TB38	TB310	Unit	Conditions
<b>V<sub>RRM</sub></b>	Maximum Repetitive Peak Reverse Voltage	50	100	200	400	600	800	1000	V	
<b>V<sub>RMS</sub></b>	Maximum RMS Voltage	35	70	140	280	420	560	700	V	
<b>V<sub>DC</sub></b>	Maximum DC Blocking Voltage	50	100	200	400	600	800	1000	V	
<b>I<sub>O(AV)</sub></b>	Maximum Average Forward Rectified Current	3.0							A	TA=50°C
<b>I<sub>FSM</sub></b>	Peak Forward Surge Current	60							A	Note
<b>V<sub>F</sub></b>	Maximum Forward Voltage	1.0							V	IO=1.5A
<b>I<sub>R</sub></b>	Maximum Reverse Current at Rated DC Blocking Voltage per element	5.0							uA	TA = 25 °C
		100								TA =100 °C
<b>T<sub>J</sub></b>	Operating Temperature Range	-55 to +125							°C	
<b>T<sub>STG</sub></b>	Storage Temperature Range	-55 to +150							°C	

#### Note:

1. 8.3 ms single half sine-wave superimposed on rated load (JEDEC Method)

# 3.0A Single-Phase Silicon Bridge Rectifier

TB305 - TB310

## Typical Characteristics Curves

Fig.1- Derating Curve for Output Rectified Current

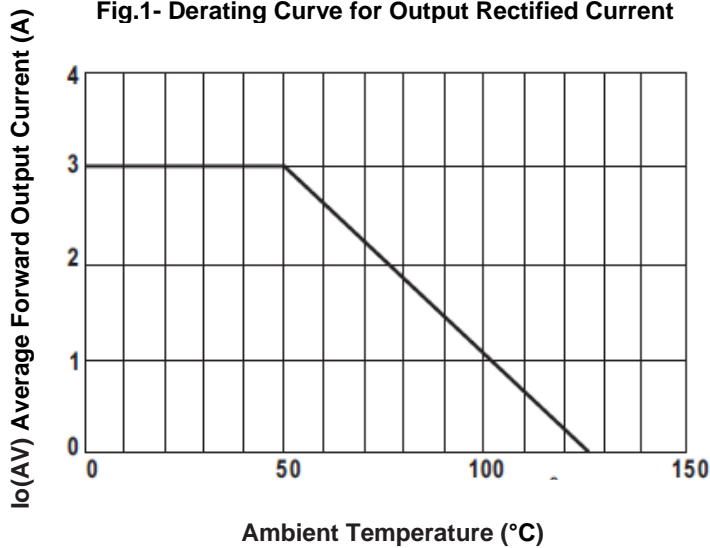


Fig.2- Maximum Non-Repetitive Peak Forward Surge Current Per Element

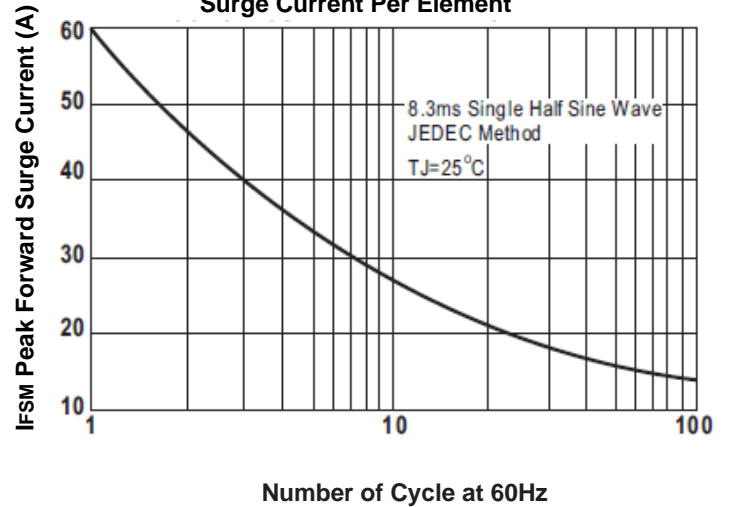


Fig.3- Typical Forward Characteristics Per Bridge Element

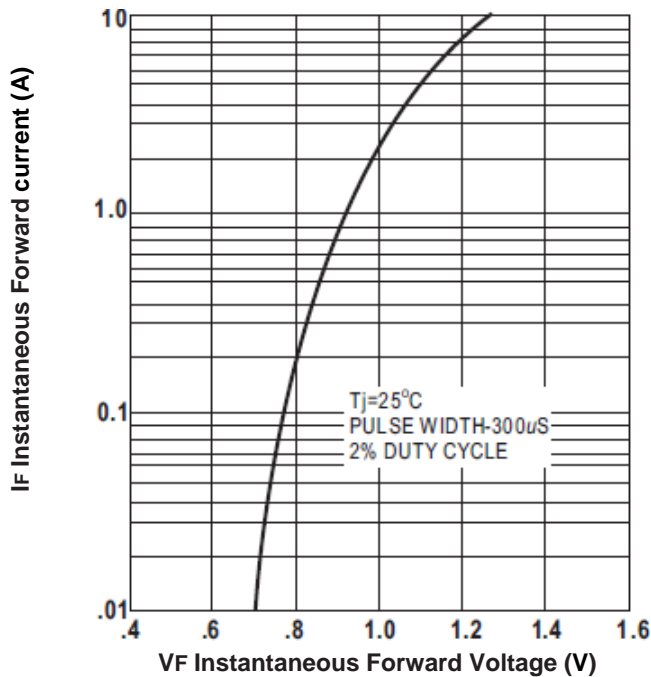
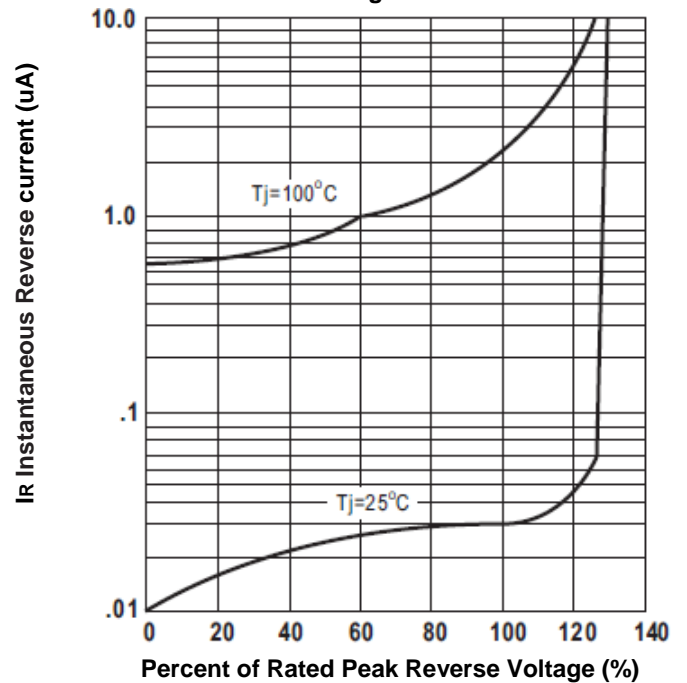


Fig.4- Typical Reverse Characteristics Per Bridge Element

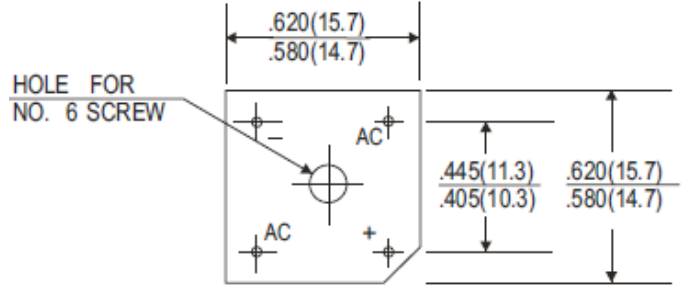
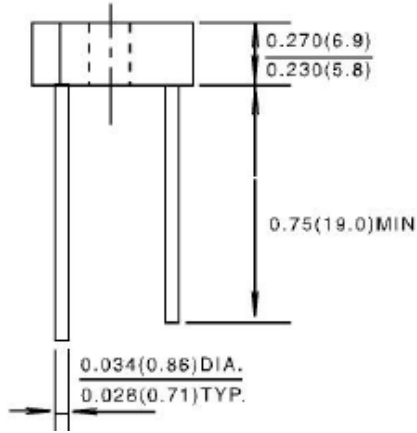


# 3.0A Single-Phase Silicon Bridge Rectifier

TB305 - TB310

Dimensions in inch (mm)

TB3



## 3.0A Single-Phase Silicon Bridge Rectifier

---

TB305 - TB310

### How to contact us:

#### US HEADQUARTERS

28040 WEST HARRISON PARKWAY, VALENCIA, CA 91355-4162

Tel: (800) TAITRON (800) 824-8766 (661) 257-6060

Fax: (800) TAITFAX (800) 824-8329 (661) 257-6415

Email: [taitron@taitroncomponents.com](mailto:taitron@taitroncomponents.com)

Http://[www.taitroncomponents.com](http://www.taitroncomponents.com)

#### TAITRON COMPONENTS MEXICO, S.A .DE C.V.

BOULEVARD CENTRAL 5000 INTERIOR 5 PARQUE INDUSTRIAL ATITALAQUIA, HIDALGO C.P.

42970 MEXICO

Tel: +52-55-5560-1519

Fax: +52-55-5560-2190

#### TAITRON COMPONENTS INCORPORATED REPRESENTAÇÕES DO BRASIL LTDA

RUA DOMINGOS DE MORAIS, 2777, 2.ANDAR, SALA 24 SAÚDE - SÃO PAULO-SP 04035-001 BRAZIL

Tel: +55-11-5574-7949

Fax: +55-11-5572-0052

#### TAITRON COMPONENTS INCORPORATED, SHANGHAI REPRESENTATIVE OFFICE

CROSS REGION PLAZA, 899 LINGLING ROAD, SUITE 18C, SHANGHAI, 200030, CHINA

Tel: +86-21-5424-9942

Fax: +86-21-5424-9931