



TAI-SAW TECHNOLOGY CO., LTD.

No. 3, Industrial 2nd Rd., Ping-Chen Industrial District,
Taoyuan, 324, Taiwan, R.O.C.

TEL: 886-3-4690038 FAX: 886-3-4697532

E-mail: tstsales@mail.taisaw.com Web: www.taisaw.com

Approval Sheet For Product Specification

Issued Date:

Product Name: SAW IF Filter 326.4MHz

TST Parts No.: TB0191A (package 7mm x 5 mm)

Customer Parts No.: _____

Company: _____
Division: _____
Approved by : _____
Date: _____

Checked by: _____ Andy Lee

Approval by: _____ Francis Chen

Date: _____ 3/15 /2006



TAI-SAW TECHNOLOGY CO., LTD.

No.3, Industrial 2nd Rd., Ping-Chen Industrial District, Taoyuan, Taiwan, R.O.C.

TEL: 886-3-4690038

FAX: 886-3-4697532

E-mail: tstsales3@mail.taisaw.com Web: www.taisaw.com

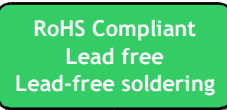
SAW Filter 326.4MHz (SMD 7×5 mm)

MODEL NO.: TB0191A

Rev. No. 2

A. MAXIMUM RATING:

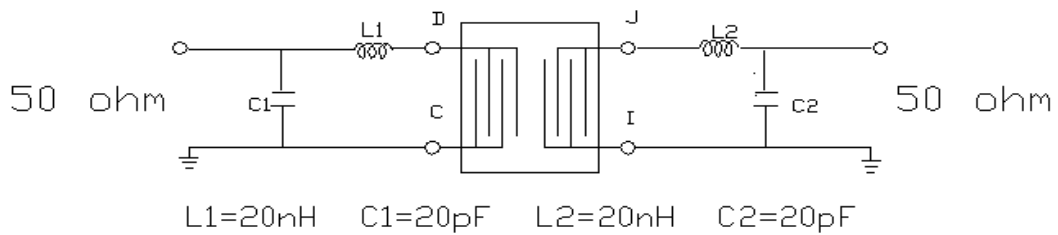
1. Input Power Level: 10 dBm
2. Operate Temperature: -30°C to 80°C



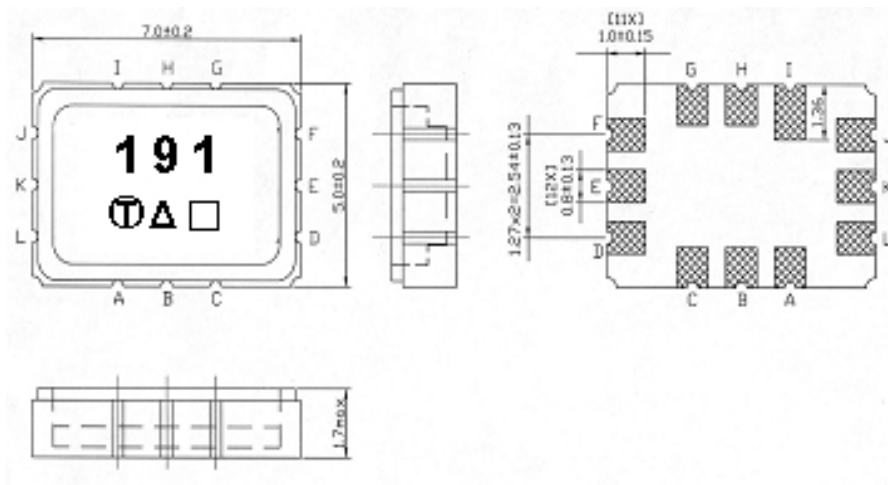
B. ELECTRICAL CHARACTERISTICS:

Item	Unit	Min.	TST	Max.
Center frequency, F_c	MHz	-	326.4	-
Minimum Insertion Loss, IL	dB	-	12	17
2dB Lower Frequency	MHz		318.2	318.9
2dB Upper Frequency	MHz	333.9	335.0	-
2dB Bandwidth	MHz	15	16.8	-
40dB Lower Frequency	MHz	313.9	315.7	-
40dB Upper Frequency	MHz		338.0	338.9
40 dB Bandwidth	MHz	-	22.3	-
Input VSWR (318.9-333.9MHz)	-	-	1.3	2
Output VSWR (318.9-333.9MHz)	-	-	1.67	2
Group Delay ripple (318.9-333.9MHz)	nS	-	60	100
Amplitude ripple (323.9-328.9MHz)	dB	-	0.5	1
Attenuation:(Reference level from Min IL)				
10~276.4MHz	dB	50	60	60
276.4MHz~306.4MHz	dB	45	53	51
346.4MHz~376.4MHz	dB	45	56	56
376.4MHz~450MHz	dB	50	64	64

C. TEST Circuit:



D. OUTLINE DRAWING:



Pin D : Unbalanced Input

Pin J : Unbalanced Output

Pin A, B, C, E, F, G, H, I, K, L : To be Ground

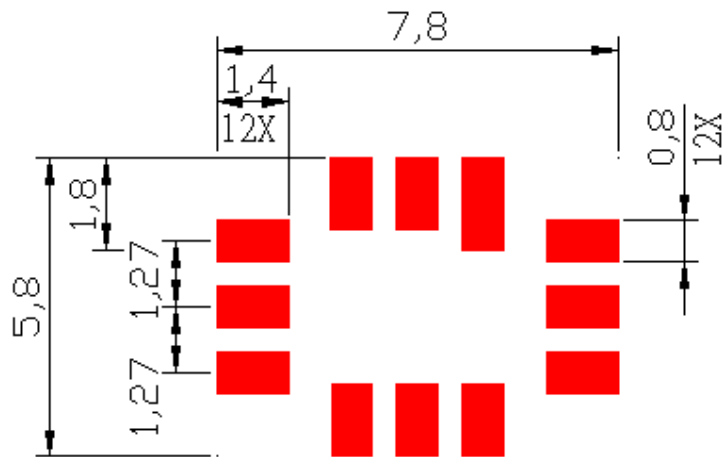
□ : Week Code (Follow the table from planner each year)

Unit : mm

△ : Product / Year Code

Year	2005 2009	2006 2010	2007 2011	2008 2012
Product Code	B	b	<u>B</u>	<u>b</u>

E. PCB FOOTPRINT:



F. FREQUENCY CHARACTERISTICS:

(1) wide band of Response:

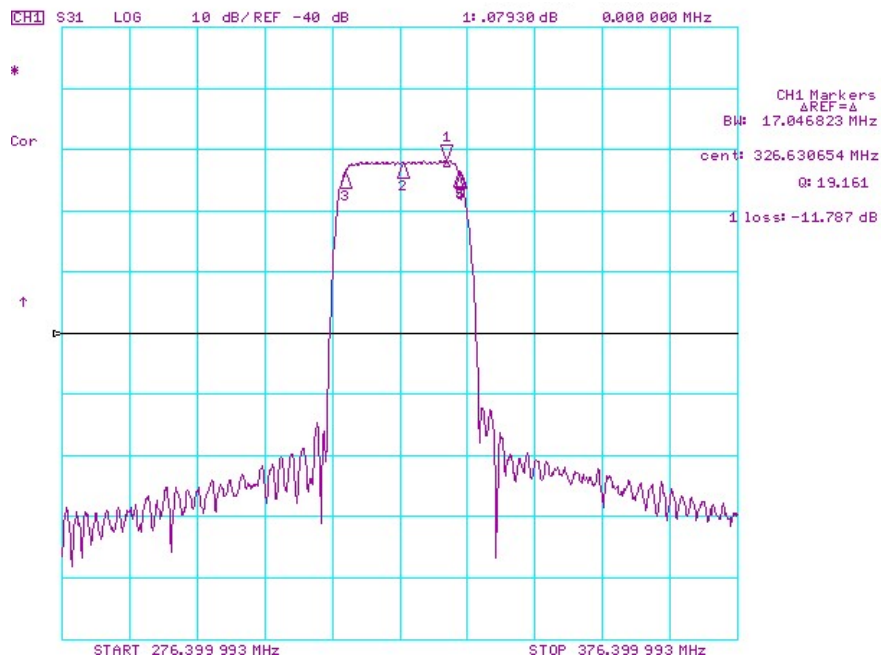


Fig-1 S21 Response Horizontal: 10MHz/Div Vertical: 10dB/Div

(2) Passband of Response:

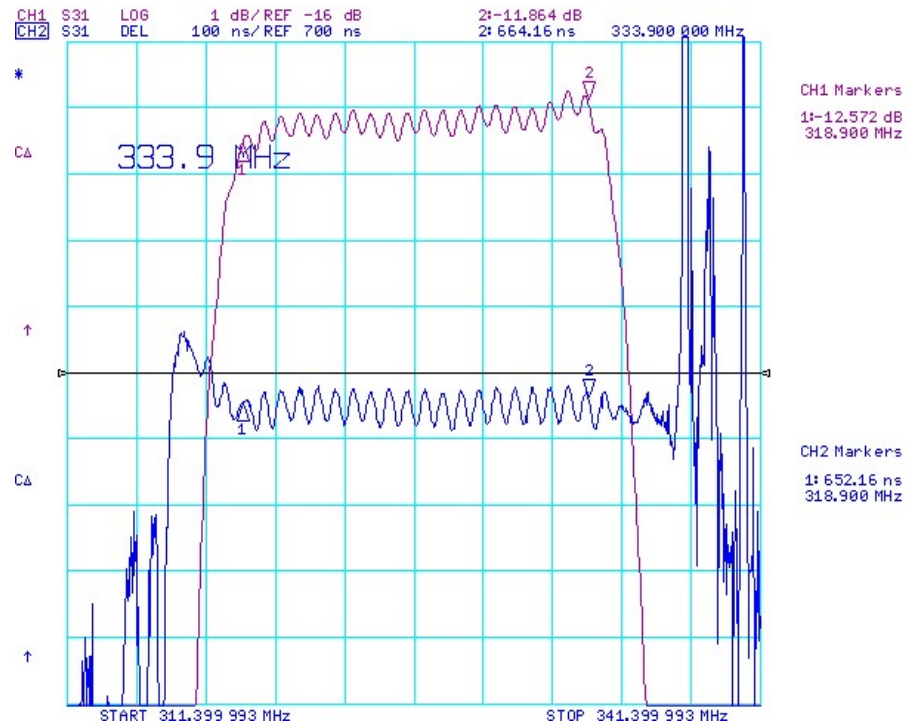


Fig-2 S21 Response Horizontal: 3MHz/Div Vertical: 1dB/Div
 100ns/Div

G. PACKING:

1. REEL DIMENSION

