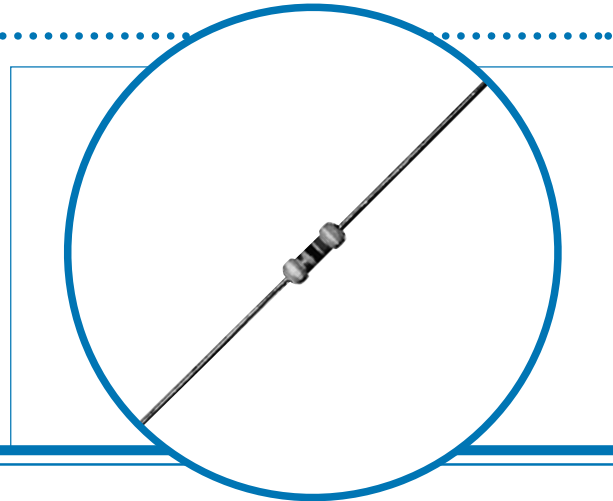


Fusible Carbon Film Resistors

FC4

- Predictable fusing characteristics
- Constant voltage fusing characteristics
- Fuses at very low powers
- Flame retardant lacquer



Electrical Data

			FC4
Power rating at 70°C	watts		0.33
Resistance range	ohms		1R0-5K1
TCR	ppm/°C		300
Resistance tolerance	%		5, 10
Standard values			E24 preferred
Thermal impedance	°C/watt		215
Ambient temperature range	°C		-55 to 125

Physical Data

Dimensions (mm) & Weight (g)								
Type	L Max	D Max	f min	d nom	PCB mounting centres	Min. bend radius	Wt.nom	
FC4	6.2	2.5	21.0	0.6	10.2	0.6	0.3	

Construction

The carbon film is deposited on a high purity ceramic rod. End caps are fitted and termination wires welded to the caps. The resistive film is adjusted to the required value by a special helical cut; finally the flame retardant lacquer protection is applied to the resistor body and marked with an indelible ink.

Terminations

- Material** Solder-coated copper wire.
- Strength** The terminations meet the requirements of IEC 68.2.21
- Solderability** The terminations meet the requirements of IEC 115-1, Clause 4.17.3.2

Marking

Resistance value and tolerances are identified in accordance with IEC62.4 - band colour code. A fifth (yellow) band denotes that the product is fusible and suitable for use in constant voltage applications.

Solvent Resistance

The body protection and marking are resistant to all normal industrial cleaning solvents suitable for printed circuits.

Flammability

The resistor coating will not burn or emit incandescent particles under any condition of applied temperature or power overload.

General Note

Welwyn Components reserves the right to make changes in product specification without notice or liability. All information is subject to Welwyn's own data and is considered accurate at time of going to print.

© Welwyn Components Limited · Bedlington, Northumberland NE22 7AA, UK
Telephone: +44 (0) 1670 822181 · Facsimile: +44 (0) 1670 829465 · Email: info@welwyn-tt.com · Website: www.welwyn-tt.com

Welwyn

A subsidiary of
TT electronics plc

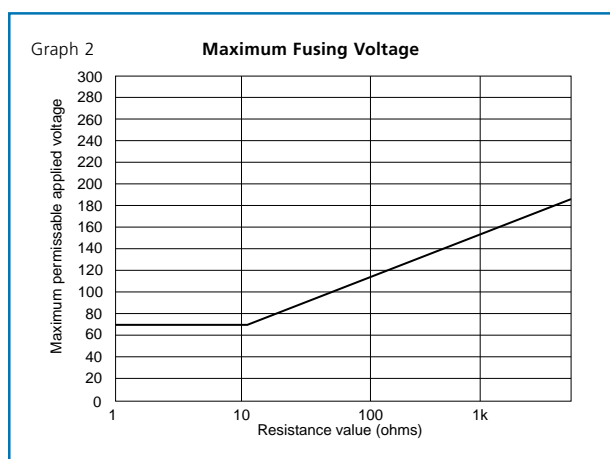
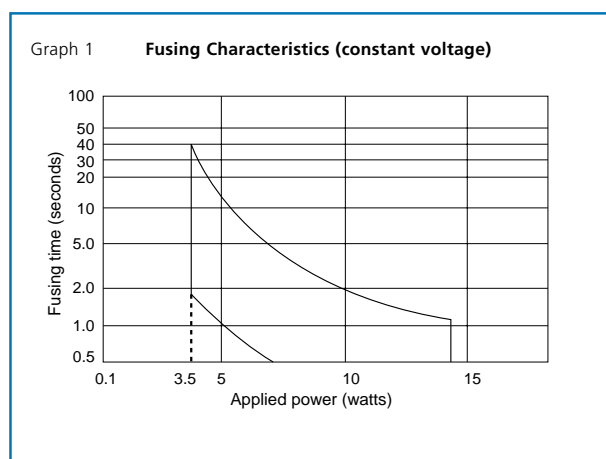
Issue B · 03.02

Fusible Carbon Film Resistor

FC4

Performance Data

			Maximum
Load 1000 hrs at 70°C	1.0 - 1k	$\Delta R\%$	0.2
	>1k to 5.1k		0.8
Derating from rated power at 70°C			zero at 125°C
Climatic	$\Delta R\%$		0.5
Climatic category			40/125/56
Temperature rapid change	$\Delta R\%$		0.25
Resistance to solder heat	$\Delta R\%$		0.5
Vibration and bump	$\Delta R\%$		0.1
Isolation resistance	ohms		>1G



Packaging

All FC resistors are supplied tape packed ready for loading on to automatic sequencing and insertion machines.

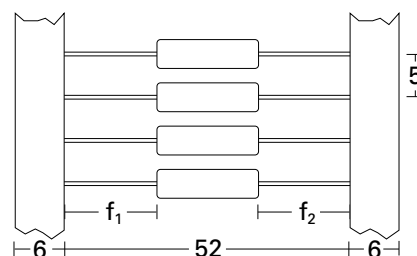
Component wires will not protrude beyond the outside edge of the tapes.

Lead formed resistors can also be supplied. Standard options of Lancet, Radial and Goalpost forming are shown in Lead Form Information section.

Alternative packaging available by request.

Standard Quantities Per Package

Type	FC4
Ammo pack	5000



Body location $f_1 - f_2 \leq 1.4 \text{ mm}$