


Cat.6 4 Pair UTP Cable

Application:

- Voice
- Fast Ethernet(IEEE802.3u)
- 100Vg-AnyLAN(IEEE 802.12)
- Token Ring(IEEE 802.5)
- TP-PMD(ANSI X3T9.5)
- 100Base-T Ethernet(IEEE 802.5)
- 155/622 Mbps 1.2/ 2.4 Gbps ATM
- 1000Base-T Ethernet
- 550 MHz Broadband Video



Industry Standard:

- UL, C(UL), ETL Verified
- TIA/EIA 568B
- ISO/IEC 11801
- EN 50173

Cable Data:

- No. of Pairs:4
- Jacket Color:Gray
- Insulation Thickness: 0.33mm
- Nom.O.D.:6.5mm
- Flame Rating:CM
- Package: Reel, 305m(1,000ft)/ box
- Transmission quality verified up to 250MHz

Product Electrical Characteristics:

- Impedance:100 ± 15 ohms
- Mutual Capacitance, max. nf/ 100m: 5.6
- DC Resistance, max. Ohms/ 100m: 9.38
- Capacitance Unbalance(Pair to Ground): 330pf/ 100m max.

Frequency (MHz)	Attenuation Max. dB/100M	NEXT dB/100m	Power Sum Minimum dB/100m	EFLEXT (dB/ 100m)
1	2.0	74.3	72.3	67.0
4	3.8	65.3	63.3	55.0
10	6.0	59.3	57.3	46.8
16	7.6	56.2	54.2	42.7
20	8.5	54.8	52.8	40.8
31.25	10.7	51.9	49.9	36.9
62.5	15.5	47.4	45.4	30.9
100	19.9	44.3	42.3	26.8
200	29.2	39.8	37.8	20.8
250	33.0	38.3	36.3	18.8

P/N	Description
1101-04001	<ul style="list-style-type: none"> • Conductor:24AWG Bare Solid Copper • Insulation:HDPE, FRPE, 100%FEP • Ripcord:Under jacket (For Bare Solid Copper) • Jacket:FRPVC

Cat.6 UTP Patch Cord

Application:

- Voice
- Fast Ethernet(IEEE802.3u)
- 100Vg-AnyLAN(IEEE 802.12)
- Token Ring(IEEE 802.5)
- TP-PMD(ANSI X3T9.5)
- 100Base-T Ethernet(IEEE 802.5)
- 155/622 Mbps 1.2/ 2.4 Gbps ATM
- 1000Base-T Ethernet
- 550 MHz Broadband Video

Industry Standard:

- UL, C(UL), ETL Verified
- TIA/EIA 568B
- ISO/IEC 11801
- EN 50173

Product Description:

- Molded boots prevent pin from bending and cables from kink
- Fully tested to meet EIA/ TIA-568B Category 6 requirements
- Category 6 stranded 24AWG wires provides maximum flexibility
- ETL verified to EIA/ TIA-568B specifications
- UL, C(UL) listed
- Wiring: T568B



1201-04002

P/N	Description
1201-04002	Cat.6 4 Pair UTP Patch Cord, 2 meter (Gray color)
1201-04003	Cat.6 4 Pair UTP Patch Cord, 3 meter (Gray color)
1201-04004	Cat.6 4 Pair UTP Patch Cord, 5 meter (Gray color)

- For special requirements please contact with us

Cat.6 Keystone Jack



Industry Standard:

- UL, C(UL) listed
- Meets FCC parts 68
- ANSI/TIA/ EIA-568B
- ISO/IEC 11801
- ETL verified EIA/TIA T568B:Cat.6 channel link transmission performance

Physicals:

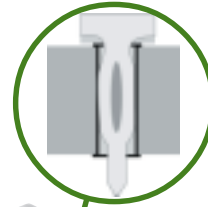
- IDC connector accept 22-26 AWG solid wire
- Jack wiring:50 u" gold plated over 100 u" nickel
- Housing:High impact flame retardant plastic UL94V-0 rated
- IDC connector suitable for 110 punch down and Krone tool

Mechanical:

- Plug insertion life:750 cycle min.
- Plug retention force:30 lbs min.

Electrical:

- Current rating:1.5 Amps
- Insulation resistance:500Mega-ohms min.
- Contact resistance:20 Milli-ohms max.
- DC resistance:0.1 ohms max.
- Data transmission rates up to 250Mbps



Compliant Press fit IDC connector terminal for high frequency application



1305-04003



IDC connector with large spacer of each pair to improve crosstalk



1305-04002

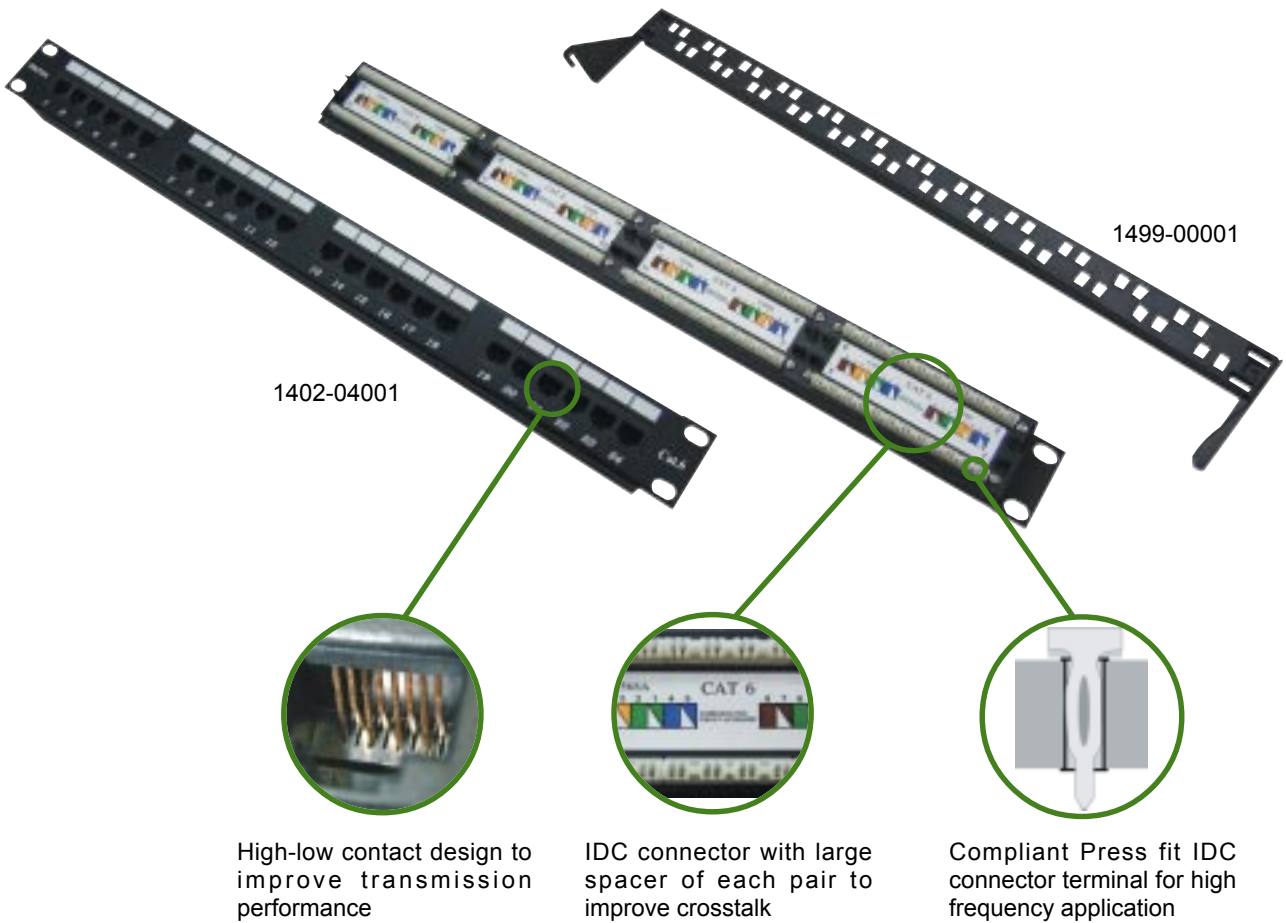
P/N	Description
1305-04002	Cat.6 110/ Krone right-angle (90°) Keystone Jack, T568A/ B
1305-04003	Cat.6 110/ Krone vertical (180°) Keystone Jack, T568A/ B

- Package: 100 pcs/ box

Cat.6 Unshielded Patch Panel NEW

110 Enhanced Cat.6 Patch Panel:

- High performance, exceed EIA/ TIA 568B Category 6 channel link requirements
- 110 and Krone dual type IDC termination
- 19" 24 port patch panel, 1U size & 48 port panel, 2U size
- Accepts 22-26 AWG, stranded or solid wire
- Wiring: T568A/ B
- Optional rear cable management



P/N	Description
1402-04001	Cat.6 19" 110/ krone dual type Patch Panel 24 ports, 1U size
1402-04003	Cat.6 19" 110/ krone dual type Patch Panel 48 ports, 2U size
1499-00001	19" Rear cable management

Cat.6 110 Cross-Connect Block & Panel



1803-02003



w/Mounting legs
 50 pair: 1801-01003
 100 pair: 1801-02004

w/o Mounting legs
 50 pair: 1802-01005
 100 pair: 1802-02002

- Labels are placed on top of label holders.
- Exceeds TIA/EIA 568 Category 6 performance specifications
- Terminates 22 AWG through 26 AWG solid or stranded wire
- Wiring blocks and connecting blocks sold separately
- 19" Cross-Connect Panel make terminations from the front



Connecting blocks
 4 pair: 1804-03002
 5 pair: 1804-04001

Cat.6 110 to RJ-45(110) Patch Cord

- Make quick, simple 110-block connections
- Category 6 stranded cable, colored pvc jacket
- 110 to RJ-45 type to convert one channel on a 110 block to a modular jack
- 110 to 110 type to link two 110 blocks
- Wiring: T568B(110 to RJ-45 type), straight-through (110 to 110 type)



110 to RJ-45 type
 1202-04001



110 to 110 type
 1203-04001

P/N	Description
1801-01003	Wiring blocks w/Mounting legs, w/ label holder, w/ o connecting blocks, 50pair
1801-02004	Wiring blocks w/Mounting legs, w/ label holder, w/ o connecting blocks,100pair
1802-01005	Wiring blocks w/o mounting legs, w/ label holder, w/ o connecting blocks,50pair
1802-02002	Wiring blocks w/o mounting legs, w/ label holder, w/ o connecting blocks,100pair
1804-03002	Cat.6 Connecting blocks, 4pair (100 pcs/ bag)
1804-04001	Cat.6 Connecting blocks, 5pair (100 pcs/ bag)
1803-02003	Cat.6 19" cross-connect panel, 100pair
1202-04001	Cat.6 Patch cord T568B(110 to RJ-45 type), 3meter
1203-04001	Cat.6 Patch cord T568B(110 to 110 type), 3 meter


110 Cross-Connect Block Installation Step



Step 1:
Mount the wiring base and legs onto a suitable mounting surface with the necessary screws and hardware. Then lace the cables through the appropriate openings in the wiring base.



Step 2:
Strip off the cable jacket with the jacket stripped tool.



Step 3:
Seating the wire in accordance with the wiring schemes (see page No.57 to page No.58) onto the wiring base.



Step 4:
Seating the conductors and trim off the excess wire with the cutting edge of the impact tool.



Step 5:
Insert an 4 pair or 5 pair of 110 connecting block into the head of the impact tool.



Step 6:
seating the 110 connecting block with the impact tool onto the wiring base.