

## Product Features

- Single Voltage
- Pin diode based
- Voltage variable
- High Linearity
- SMD Type

## Application

- Repeater
- RF Sub-Systems
- Base Station



Package Type: HY-1

## ELECTRICAL CHARACTERISTICS

### Absolute Minimum and Maximum Ratings

PARAMETER	UNIT	MIN	MAX
Reference Voltage	VDC		+3V
RF Input Power	dBm		30
Storage Temperature	°C	-40	+125

### Operating Ranges

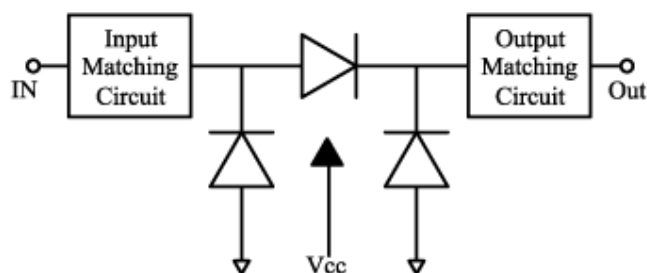
PARAMETER	UNIT	MIN	TYP	MAX
Operating Frequency	MHz	100	-	3000
Reference Voltage	VDC	-	+3V	
Control Voltage	VDC	+1.0V		+12V

### Electrical Specifications

(Ta=+25 °C, Vcc=+3V, F=900MHz)

PARAMETER	UNIT	MIN(1.0V)	TYP(4.5V)	MAX(12V)
Attenuation	dB	27	2.8	1.5
Input Return Loss	dB	-10	-15	-20
Output Return Loss	dB	-11	-15	-21
IIP3	dBm	47	46	47
Input P1dB	dBm		30	
Current	mA	0	10	34

### Functional Diagram



## Typical Performance Data ( $V_{cc}=3V$ , $f = 900MHz$ )

Control Voltage	1.0V	2.5V	4.5V	7.0V	12V
Attenuation(dB)	27	6.5	2.8	2	1.5
Return Loss(dB)	-10	-15	-15	-17	-20
IIP3 (dBm)	47	46	46	46	47
Current (mA)	0	4	10	18	34

## Typical Performance Data ( $V_{cc}=3V$ , $f = 1900MHz$ )

Control Voltage	1.0V	2.5V	4.5V	7.0V	12V
Attenuation(dB)	23	7.5	3.3	2.7	2.1
Return Loss(dB)	-11	-18	-15	-18	-20
Current (mA)	0	4	10	18	34

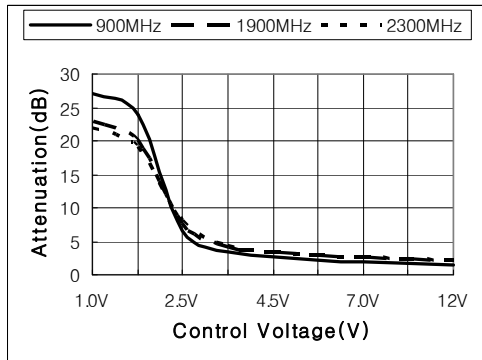
## Typical Performance Data ( $V_{cc}=3V$ , $f = 2300MHz$ )

Control Voltage	1.0V	2.5V	4.5V	7.0V	12V
Attenuation(dB)	22	8	3.4	2.75	2.2
Return Loss(dB)	-12	-20	-15	-18	-20
Current (mA)	0	4	10	18	34

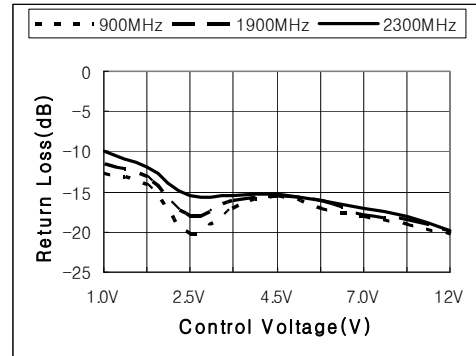
## Typical Performance Data ( $V_{cc}=3V$ , $f = 2600MHz$ )

Control Voltage	1.0V	2.5V	4.5V	7.0V	12V
Attenuation(dB)	20	8.5	3.6	2.9	2.4
Return Loss(dB)	-13	-23	-16	-19	-22
Current (mA)	0	4	10	18	34

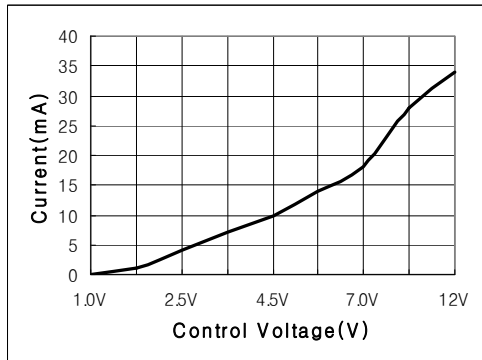
Attenuation vs. Control



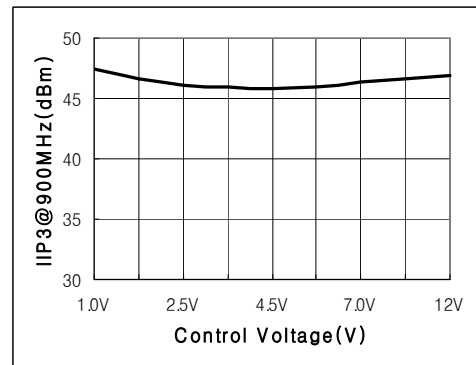
Return Loss vs. Control



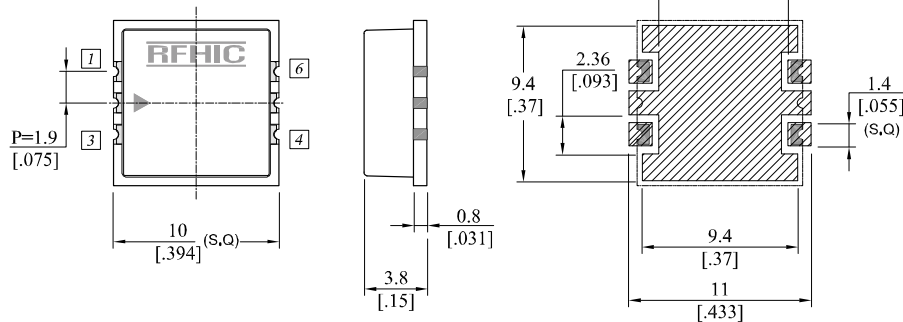
Current vs. Control Voltage



IIP3 vs. Control Voltage



Package Dimensions (Type : HY-46)



Pin No.	Function	Pin No.	Function
1	Input 1	4	Vcc+3V
2	Ground	5	Ground
3	Control	6	Output 1

Recommended Pattern

Unit : $\frac{\text{mm}}{\text{[inch]}}$	Tolerance : $\pm \frac{0.2}{.008}$
--	------------------------------------

RFHIC Corporation (RFHIC) reserves the right to make changes to any products herein or to discontinue any product at any time without notice. RFHIC do not assume any liability for the suitability of its products for any particular purpose, and disclaims any and all liability, including without limitation consequential or incidental damages. The product specifications herein expressed have been carefully checked and are assumed to be reliable. However, RFHIC disclaims liability for inaccuracies and strongly recommends buyers to verify that the information they are using is current before placing purchase orders. RFHIC products are not intended for use in life support equipment or application where malfunction of the product can be expected to result in personal injury or death. Buyer uses or sells such products for any such unintended or unauthorized application, buyer shall indemnify, protect and hold RFHIC and its directors, officers, stockholders, employees, representatives and distributors harmless against any and all claims arising out of such use. RFHIC's liability under or arising out of damages, claims of whatsoever kind and nature which RFHIC products could cause shall be limited in amount to the net purchase price of the products sold to buyer by RFHIC.