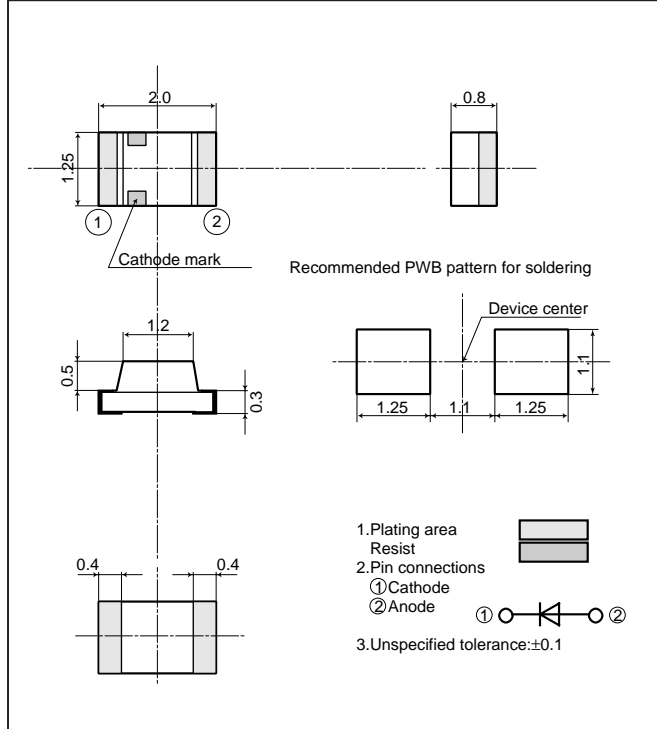


LT1□40A series

2125 Size, 0.8mm Thickness, Leadless Chip LED Devices

Outline Dimensions

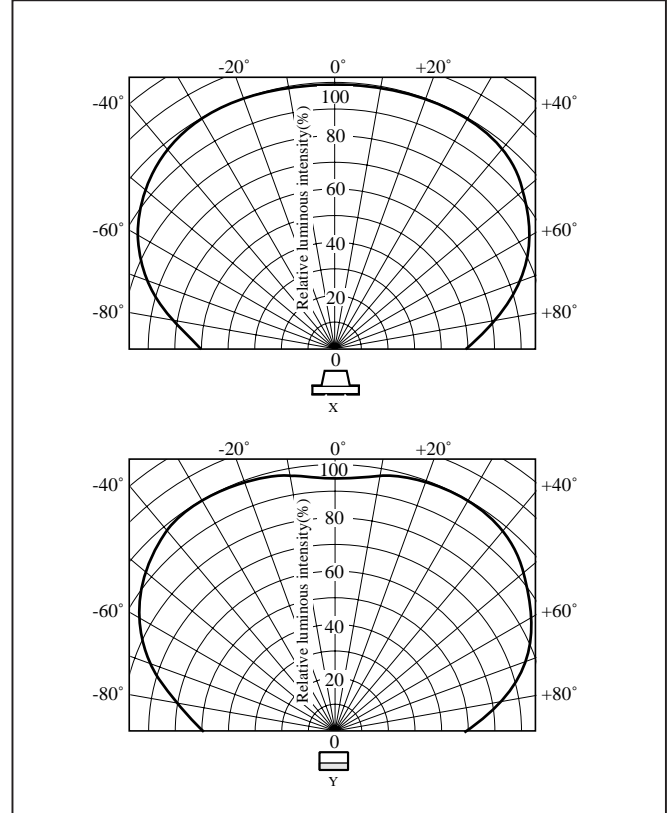
(Unit : mm)



U type: There is Anode mark on the device because polarity faces in the opposite direction.

Radiation Diagram

(Ta=25°C)



Absolute Maximum Ratings

(Ta=25°C)

| Model No. | Radiation color | Radiation material | Power dissipation P (mW) | Forward current I _F (mA) | Peak forward current I _{FM} *1 (mA) | Derating factor (mA/°C) | | Reverse voltage V _R (V) | Operating temperature T _{opr} (°C) | Storage temperature T _{stg} (°C) | Soldering temperature T _{sol} *2 (°C) |
|-----------|-----------------------|--------------------|--------------------------|-------------------------------------|--|-------------------------|-------|------------------------------------|---|---|--|
| | | | | | | DC | Pulse | | | | |
| LT1U40A | Red(Super-luminosity) | GaAlAs on GaAlAs | 75 | 30 | 50 | 0.40 | 0.67 | 4 | -30 to +85 | -40 to +100 | 350 |
| LT1P40A | Red | GaP | 23 | 10 | 50 | 0.13 | 0.67 | 5 | -30 to +85 | -40 to +100 | 350 |
| LT1D40A | Red | GaAsP on GaP | 84 | 30 | 50 | 0.40 | 0.67 | 5 | -30 to +85 | -40 to +100 | 350 |
| LT1S40A | Sunset orange | GaAsP on GaP | 84 | 30 | 50 | 0.40 | 0.67 | 5 | -30 to +85 | -40 to +100 | 350 |
| LT1H40A | Yellow | GaAsP on GaP | 84 | 30 | 50 | 0.40 | 0.67 | 5 | -30 to +85 | -40 to +100 | 350 |
| LT1E40A | Yellow-green | GaP | 84 | 30 | 50 | 0.40 | 0.67 | 5 | -30 to +85 | -40 to +100 | 350 |
| LT1K40A | Green | GaP | 84 | 30 | 50 | 0.40 | 0.67 | 5 | -30 to +85 | -40 to +100 | 350 |

*1 Duty ratio=1/10, Pulse width=0.1ms

*2 For 3s or less at the temperature of hand soldering. Temperature of reflow soldering is shown on the below page.

Electro-optical Characteristics

(Ta=25°C)

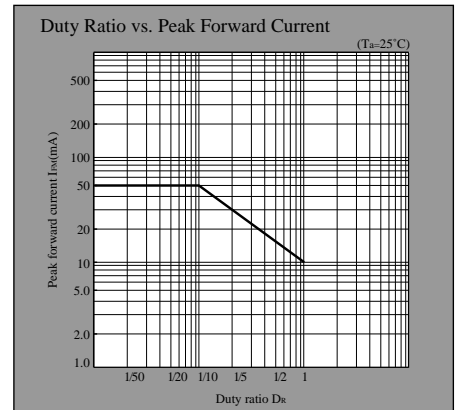
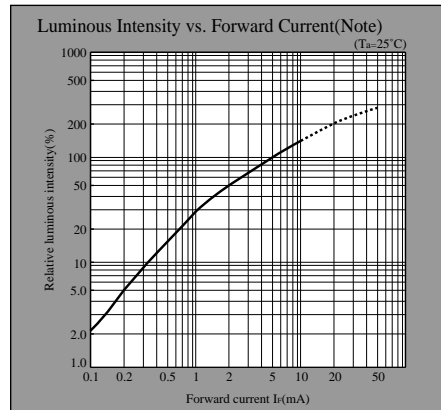
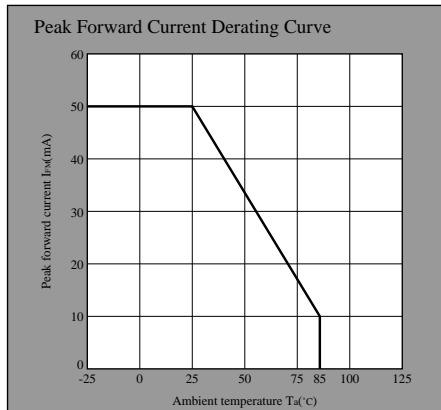
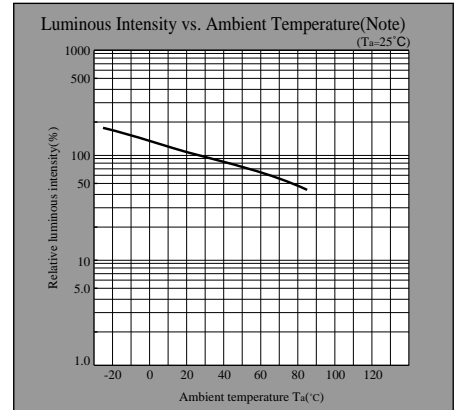
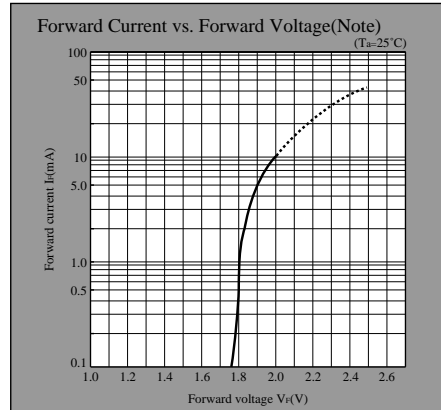
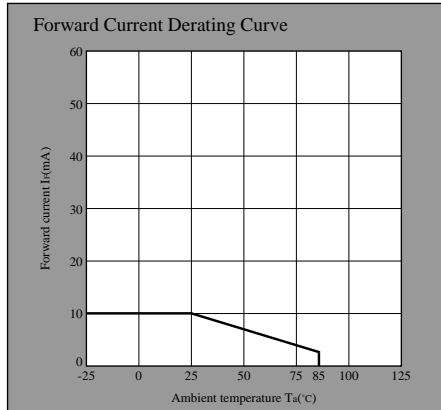
| Lens type | Model No. | Forward voltage V _F (V) | | Peak emission wavelength λ _p (nm) | | Luminous intensity I _v (mcd) | | Spectrum radiation bandwidth Δλ(nm) | | Reverse current I _R (μA) | | Terminal capacitance C _t (pF) | | Page for characteristics diagrams |
|-----------------|-----------|------------------------------------|-----|--|---------------------|---|---------------------|-------------------------------------|---------------------|-------------------------------------|--------------------|--|-------|-----------------------------------|
| | | TYP | MAX | TYP | I _F (mA) | TYP | I _F (mA) | TYP | I _F (mA) | MAX | V _R (V) | TYP | (MHz) | |
| Milky diffusion | LT1U40A | 1.85 | 2.5 | 660 | 20 | 35.6 | 20 | 20 | 20 | 100 | 3 | 25 | 1 | → |
| | LT1P40A | 1.9 | 2.3 | 695 | 5 | 1.3 | 5 | 100 | 5 | 10 | 4 | 55 | 1 | → |
| | LT1D40A | 2.0 | 2.8 | 635 | 20 | 11.9 | 20 | 35 | 20 | 10 | 4 | 20 | 1 | → |
| | LT1S40A | 2.0 | 2.8 | 610 | 20 | 9.4 | 20 | 35 | 20 | 10 | 4 | 15 | 1 | → |
| | LT1H40A | 2.0 | 2.8 | 585 | 20 | 10.8 | 20 | 30 | 20 | 10 | 4 | 35 | 1 | → |
| | LT1E40A | 2.1 | 2.8 | 570 | 20 | 19.0 | 20 | 30 | 20 | 10 | 4 | 35 | 1 | → |
| | LT1K40A | 2.1 | 2.8 | 555 | 20 | 5.0 | 20 | 25 | 20 | 10 | 4 | 40 | 1 | → |

(Notice) ● In the absence of confirmation by device specification sheets, SHARP takes no responsibility for any defects that may occur in equipment using any SHARP devices shown in catalogs, data books, etc. Contact SHARP in order to obtain the latest device specification sheets before using any SHARP device.

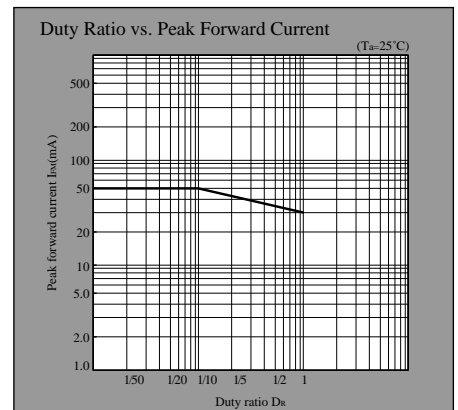
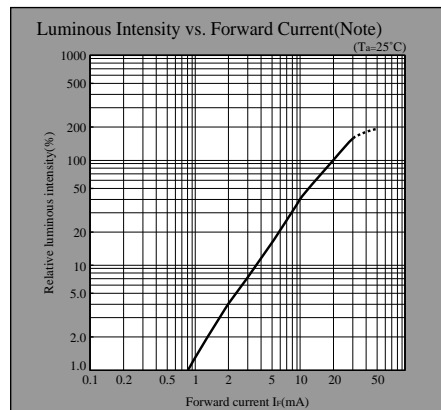
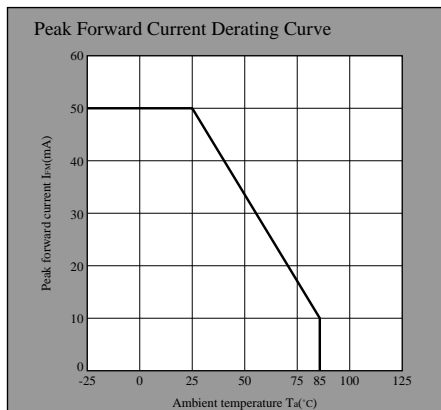
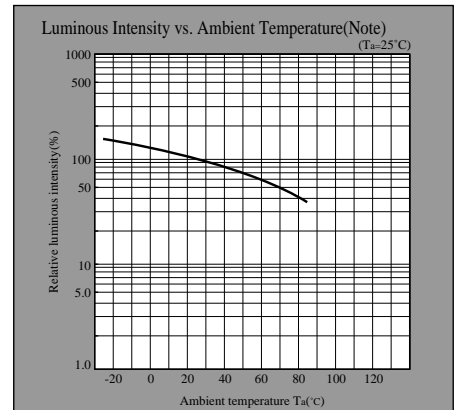
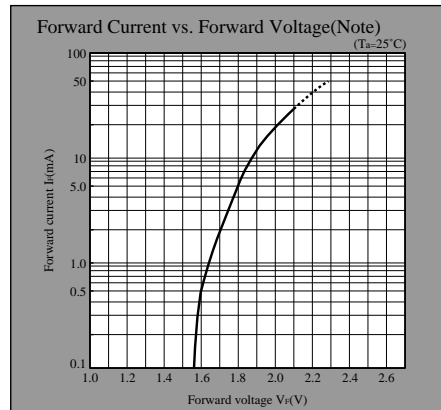
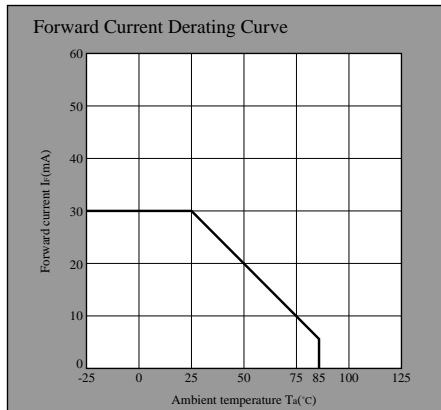
(Internet) ● Data for sharp's optoelectronic/power device is provided for internet.(Address <http://www.sharp.co.jp/ecg/>)

LED Lamp Characteristics Diagrams

PR series



HD series

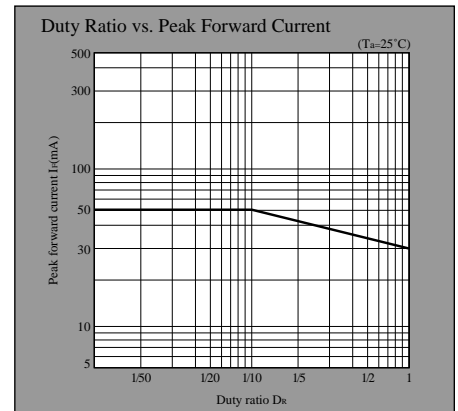
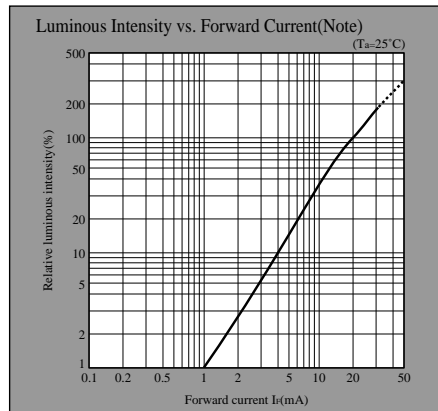
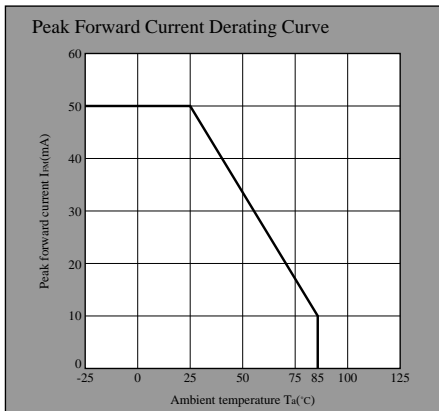
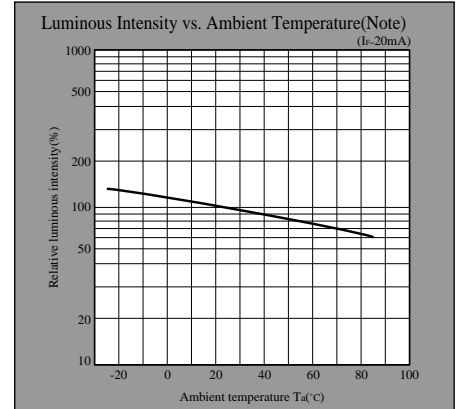
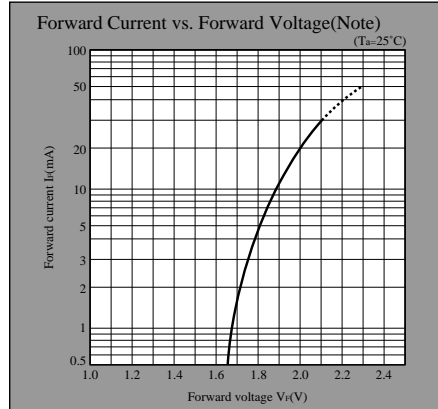
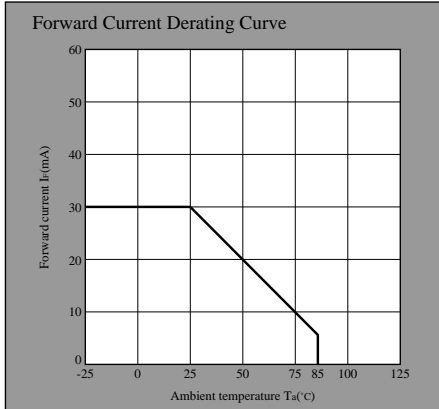


Note) Characteristics shown in diagrams are typical values. (not assurance value)

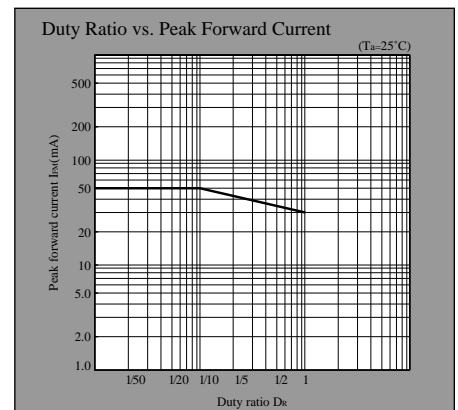
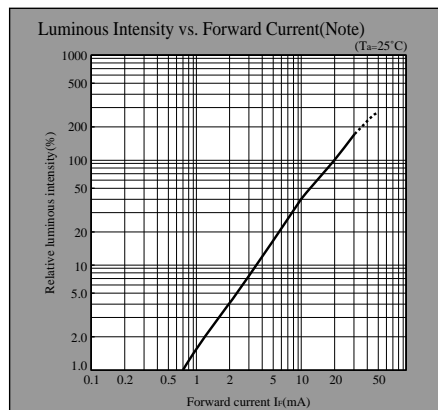
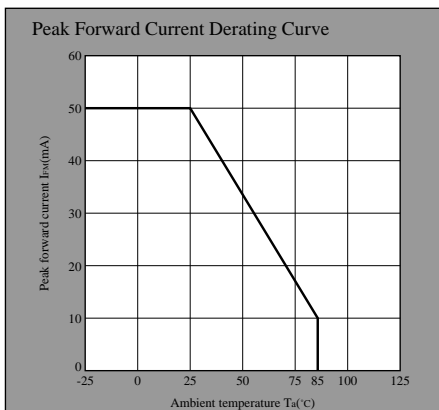
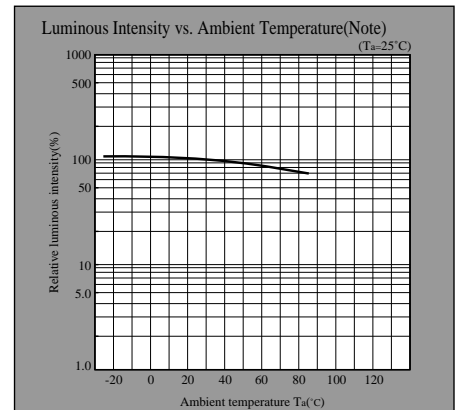
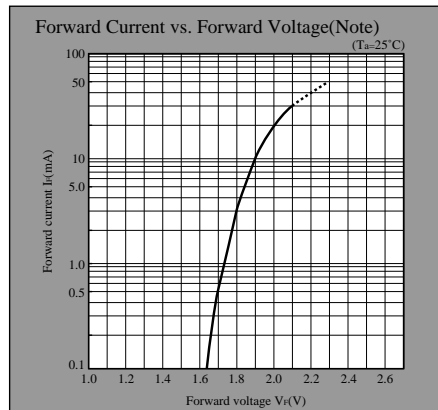
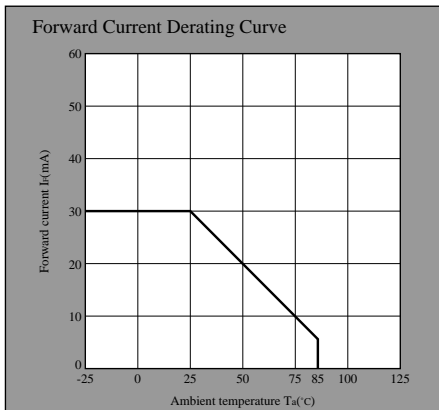
- (Notice) ● In the absence of confirmation by device specification sheets, SHARP takes no responsibility for any defects that may occur in equipment using any SHARP devices shown in catalogs, data books, etc. Contact SHARP in order to obtain the latest device specification sheets before using any SHARP device.
- (Internet) ● Data for sharp's optoelectronic/power device is provided for internet.(Address <http://www.sharp.co.jp/ecg/>)

LED Lamp Characteristics Diagrams

HS series



HY series

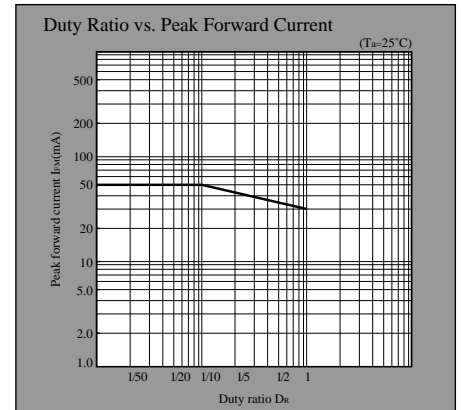
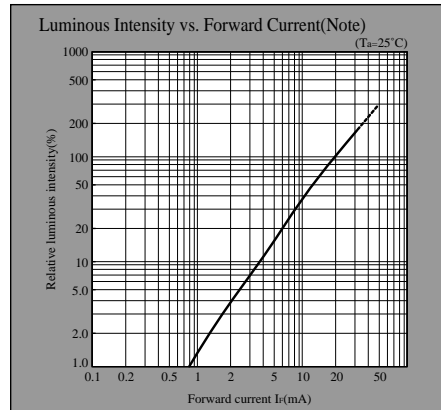
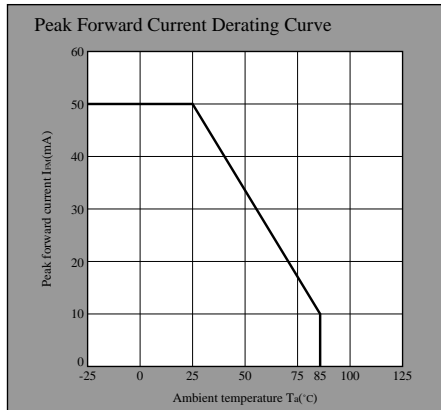
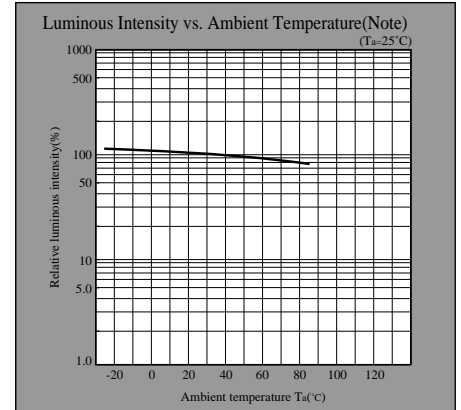
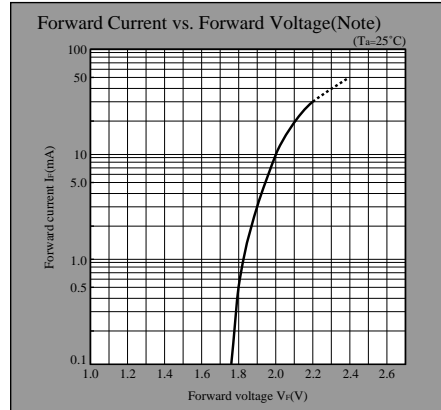
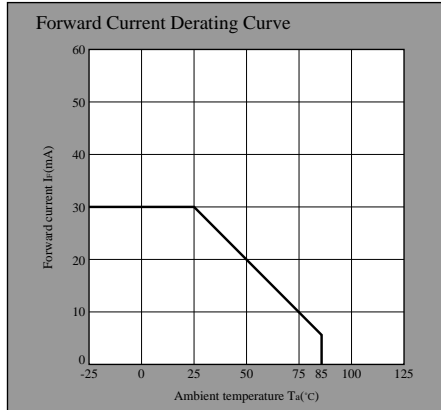


Note) Characteristics shown in diagrams are typical values. (not assurance value)

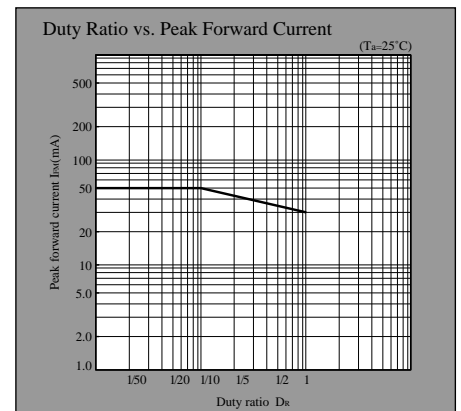
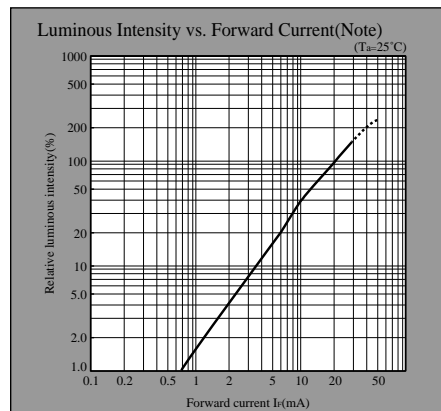
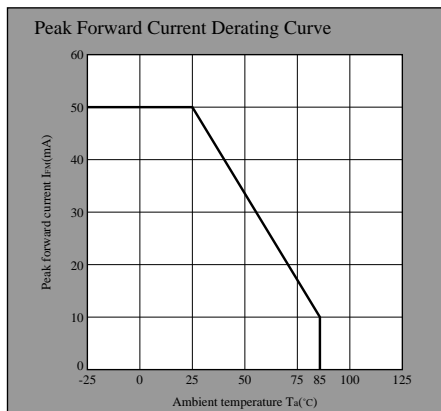
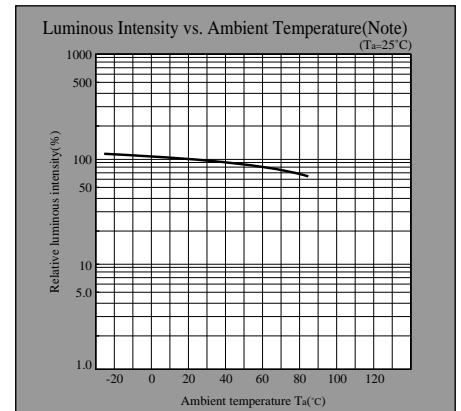
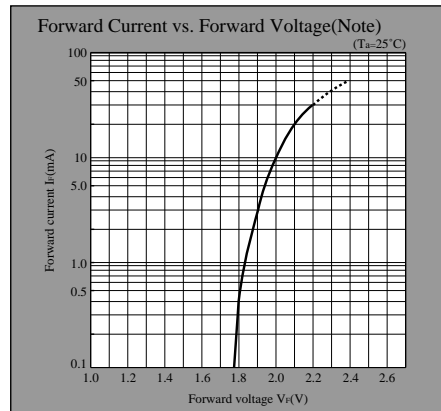
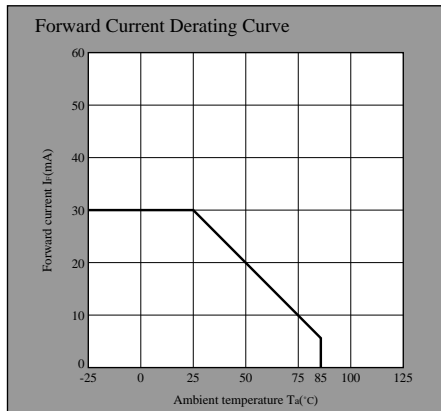
- (Notice) ● In the absence of confirmation by device specification sheets, SHARP takes no responsibility for any defects that may occur in equipment using any SHARP devices shown in catalogs, data books, etc. Contact SHARP in order to obtain the latest device specification sheets before using any SHARP device.
- (Internet) ● Data for sharp's optoelectronic/power device is provided for internet.(Address <http://www.sharp.co.jp/ecg/>)

LED Lamp Characteristics Diagrams

EG series



KG series

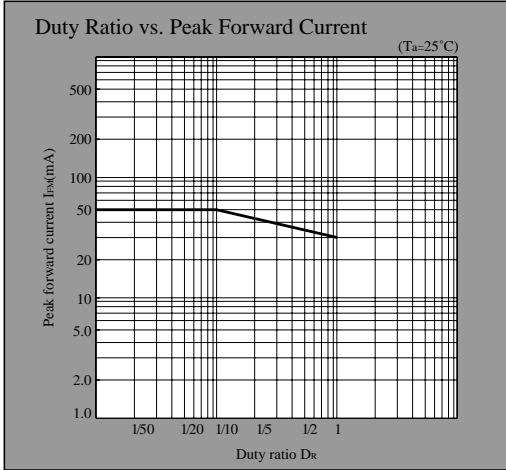
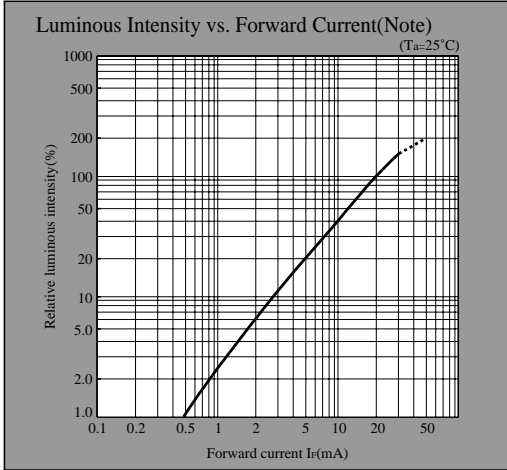
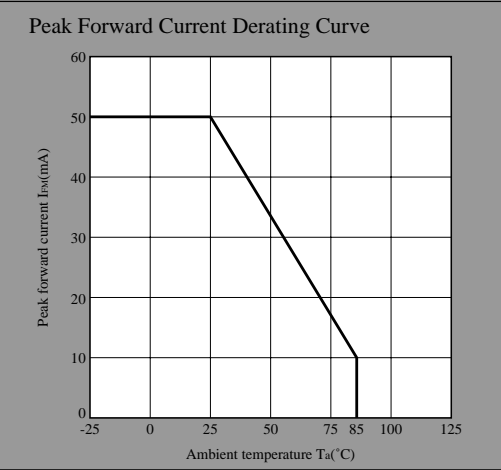
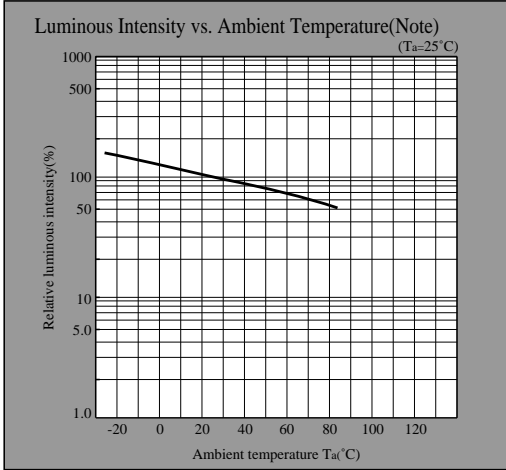
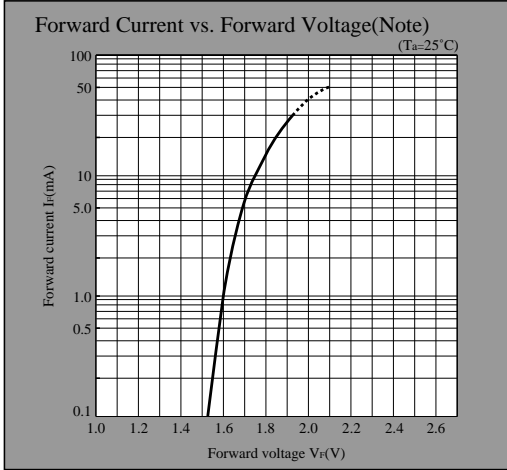
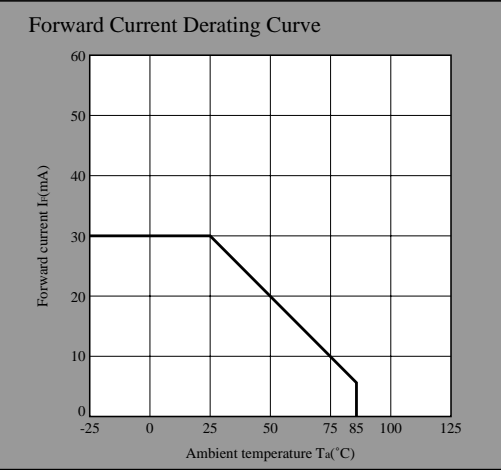


Note) Characteristics shown in diagrams are typical values. (not assurance value)

- (Notice) ● In the absence of confirmation by device specification sheets, SHARP takes no responsibility for any defects that may occur in equipment using any SHARP devices shown in catalogs, data books, etc. Contact SHARP in order to obtain the latest device specification sheets before using any SHARP device.
 (Internet) ● Data for sharp's optoelectronic/power device is provided for internet.(Address <http://www.sharp.co.jp/ecg/>)

LED Lamp Characteristics Diagrams

UR series



Note) Characteristics shown in diagrams are typical values. (not assurance value)

TR series

