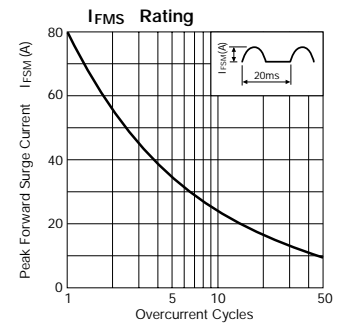
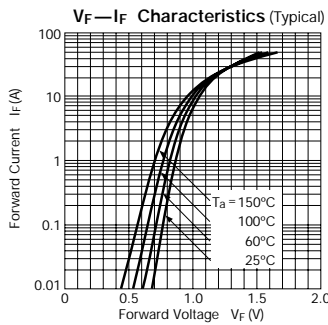
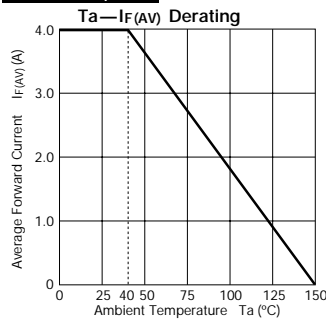


Bridge Diodes

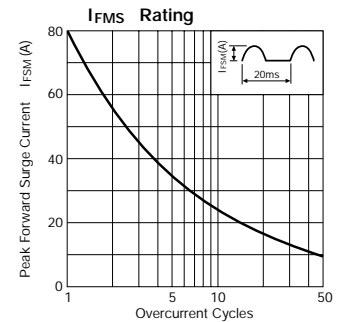
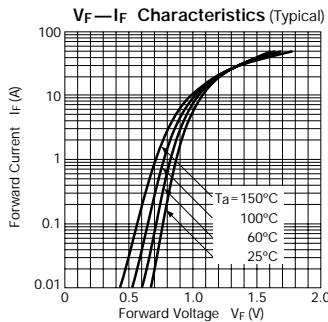
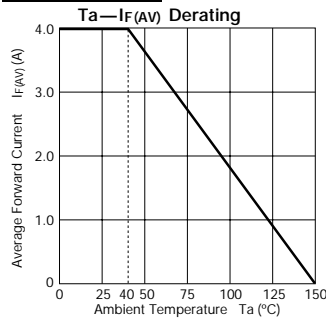
Parameter Type No.	Absolute Maximum Ratings					Electrical Characteristics (Ta=25°C)				Others	
	V _{RM} (V)	I _{F(AV)} (A) With Heatsink	I _{FSM} (A) 50Hz Half-cycle Sine-wave Single Shot	T _J (°C)	T _{stg} (°C)	V _F (V) max per element	I _R (μA) V _R =V _{RM} max per element	I _{R(H)} (μA) V _R =V _{RM} , T _J =100°C max per element	R _{th(j-c)} (°C/W)	Mass (g)	Fig.
RBV-401	100	4.0	80	-40 to +150		1.05	10	100	5.0	4.05	Ⓐ
RBV-402	200										
RBV-404	400										
RBV-406	600										
RBV-408	800										
RBV-40C	1000										
RBV-406M	600										
*RBV-406H	600										

*RBV-406H t_{rr} 5.0μs

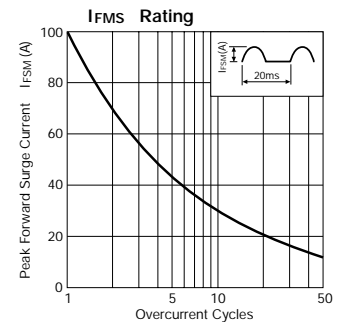
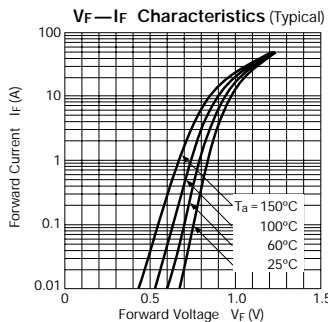
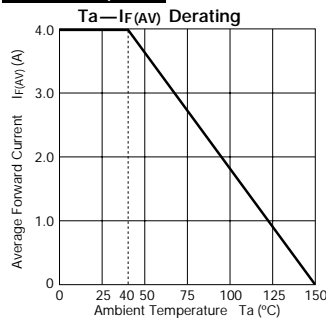
RBV-401, 402



RBV-404, 406



RBV-408, 40C

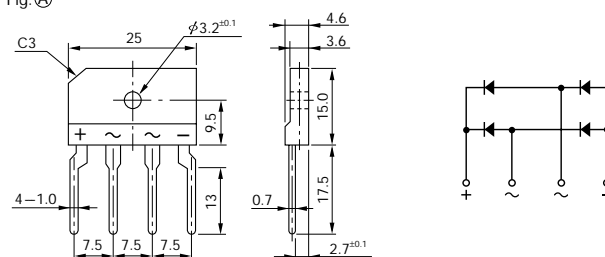


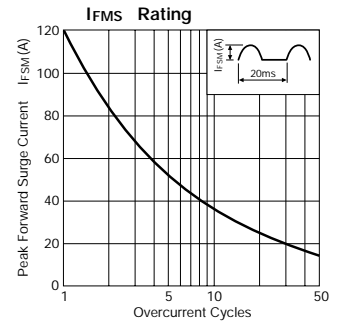
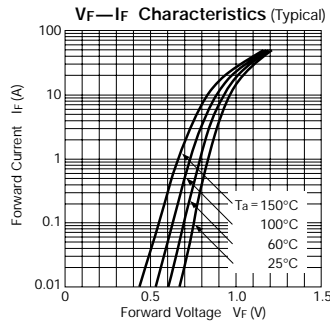
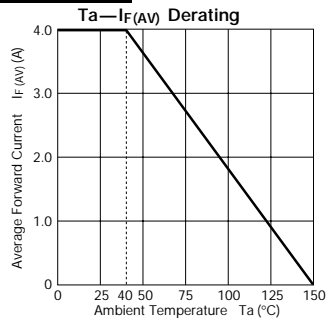
External Dimensions

(Unit: mm)

Flammability:
UL94V-0 or Equivalent

Fig. Ⓐ



RBV-406M**RBV-406H**