



Frontier Electronics Corp.

667 E. COCHRAN STREET, SIMI VALLEY, CA 93065

TEL: (805) 522-9998 FAX: (805) 522-9989

E-mail: frontiersales@frontierusa.com

Web: <http://www.frontierusa.com>

10A HIGH CURRENT BRIDGE RECTIFIERS

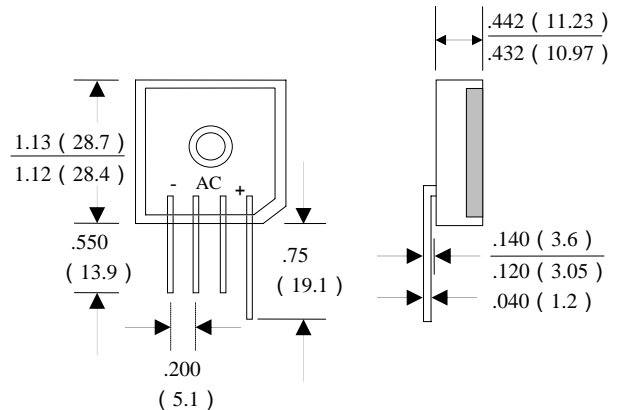
BP10-005L THRU BP10-10L

FEATURES

- CURRENT RATING 10A
- REVERSE VOLTAGE RATING UP TO 1000V
- TYPICAL IR LESS THAN 1 μ A
- HIGH TEMPERATURE SOLDERING GUARANTEED:
260°C /10 SECOND

MECHANICAL DATA

- CASE: METAL HEAT SINK CASE, ELECTRICALLY INSULATED
- DIMENSIONS IN INCHES AND (MILLIMETERS)
- TERMINALS: UNIVERSAL .25" (6.3 mm) FAST ON
- MOUNTING METHOD: BOLT DOWN ON HEAT SINK WITH SILICON THERMAL COMPOUND BETWEEN BRIDGE AND MOUNTING SURFACE FOR MAXIMUM HEAT TRANSFER EFFICIENCY
- WEIGHT: 20 GRAMS



MAXIMUM RATINGS AND ELECTRICAL CHARACTERISTICS
RATINGS AT 25°C AMBIENT TEMPERATURE UNLESS OTHERWISE SPECIFIED
SINGLE PHASE, HALF WAVE, 60 HZ, RESISTIVE OR INDUCTIVE LOAD.
FOR CAPACITIVE LOAD, DERATE CURRENT BY 20%

RATINGS	SYMBOL	BP10-005L	BP10-01L	BP10-02L	BP10-04L	BP10-06L	BP10-08L	BP10-10L	UNITS
MAXIMUM RECURRENT PEAK REVERSE VOLTAGE	V_{RRM}	50	100	200	400	600	800	1000	V
MAXIMUM RMS VOLTAGE	V_{RMS}	35	70	140	280	420	560	700	V
MAXIMUM DC BLOCKING VOLTAGE	V_{DC}	50	100	200	400	600	800	1000	V
MAXIMUM AVERAGE FORWARD RECTIFIED OUTPUT CURRENT AT $T_C=55^\circ C$	I_O	10.0							A
PEAK FORWARD SURGE CURRENT SINGLE SINE-WAVE SUPERIMPOSED ON RATED LOAD	I_{FSM}	200							A
STORAGE TEMPERATURE RANGE	T_{STG}	- 55 TO + 175							°C
OPERATING TEMPERATURE RANGE	T_{OP}	- 55 TO + 175							°C

ELECTRICAL CHARACTERISTICS ($A_T T_A = 25^\circ C$ UNLESS OTHERWISE NOTED)

CHARACTERISTICS	SYMBOL	BP10-005L	BP10-01L	BP10-02L	BP10-04L	BP10-06L	BP10-08L	BP10-10L	UNITS
MAXIMUM INSTANTANEOUS FORWARD VOLTAGE PER BRIDGE ELEMENT AT SPECIFIED CURRENT	V_F	1.1							V
MAXIMUM REVERSE DC CURRENT AT RATED DC BLOCKING VOLTAGE PER ELEMENT	I_R	10							μA

NOTE: SUFFIX NO. VERSUS DIFFERENT CASES AND TERMINALS

RATINGS AND CHARACTERISTIC CURVES BP10-005L THRU BP10-10L

FIG. 1 - MAXIMUM OUTPUT RECTIFIED CURRENT

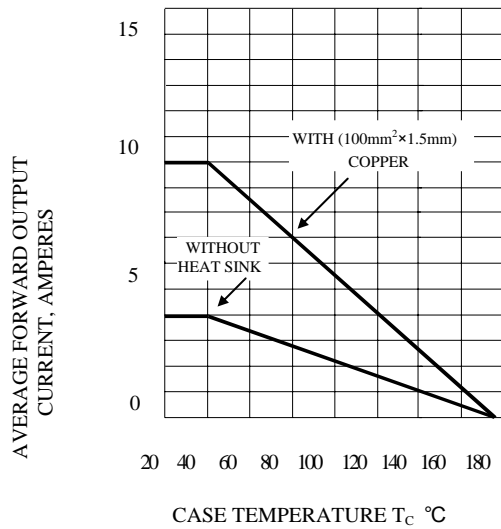


FIG. 4 - MAXIMUM NON-REPETITIVE PEAK FORWARD SURGE CURRENT

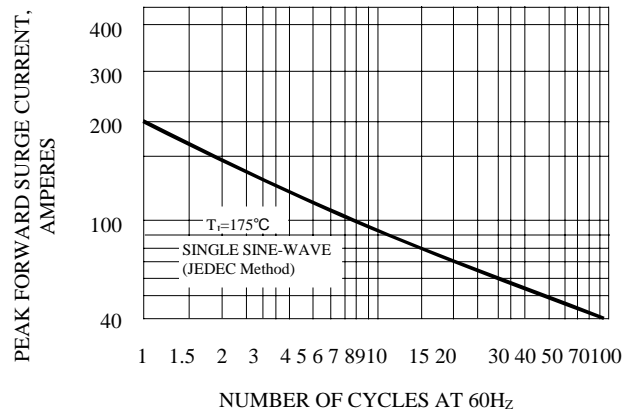


FIG. 2 - TYPICAL REVERSE CHARACTERISTICS AT $T_j = 25^\circ\text{C}$

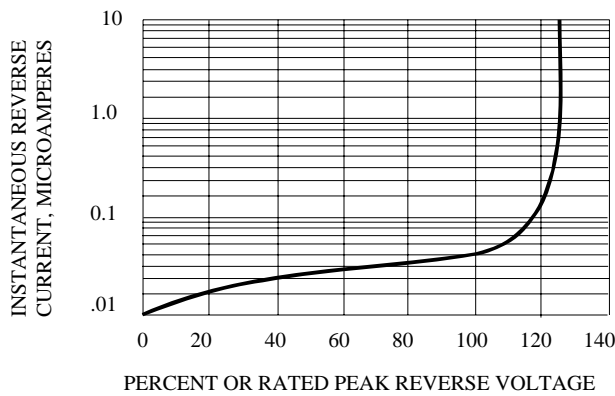


FIG. 5 - TYPICAL JUNCTION CAPACITANCE PER BRIDGE ELEMENT

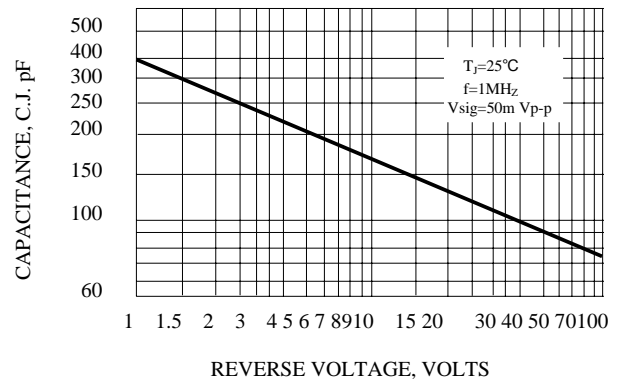
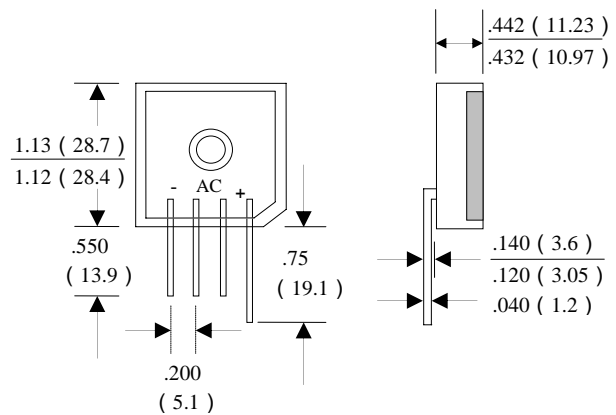
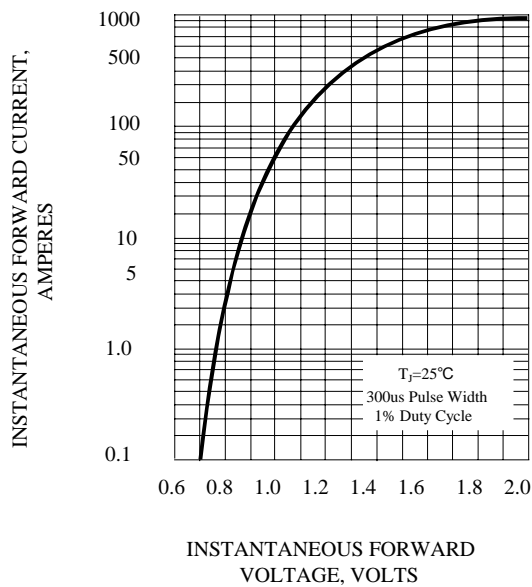


FIG. 3 - TYPICAL INSTANTANEOUS FORWARD CHARACTERISTICS



BP10-L IN LINE PIN CONFIGURATION (PLASTIC CASE)