



Micro Commercial Components
 21201 Itasca Street Chatsworth
 CA 91311
 Phone: (818) 701-4933
 Fax: (818) 701-4939

60S05 thru 60S10

Features

- Glass Passivated Chip
- Low Forward Voltage Drop
- High Current Capability
- High Surge Current Capability
- Low Leakage

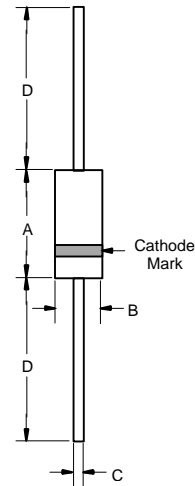
6 Amp Axial-Lead Glass Passivated Rectifier 50 - 1000 Volts

Maximum Ratings

- Operating Junction Temperature: -65°C to +175°C
- Storage Temperature: -65°C to +175°C

MCC Catalog Number	Device Marking	Maximum Reccurent Peak Reverse Voltage	Maximum RMS Voltage	Maximum DC Blocking Voltage
60S05	60S05	50V	35V	50V
60S1	60S1	100V	70V	100V
60S2	60S2	200V	140V	200V
60S4	60S4	400V	280V	400V
60S6	60S6	600V	420V	600V
60S8	60S8	800V	560V	800V
60S10	60S10	1000V	700V	1000V

DO-201AD



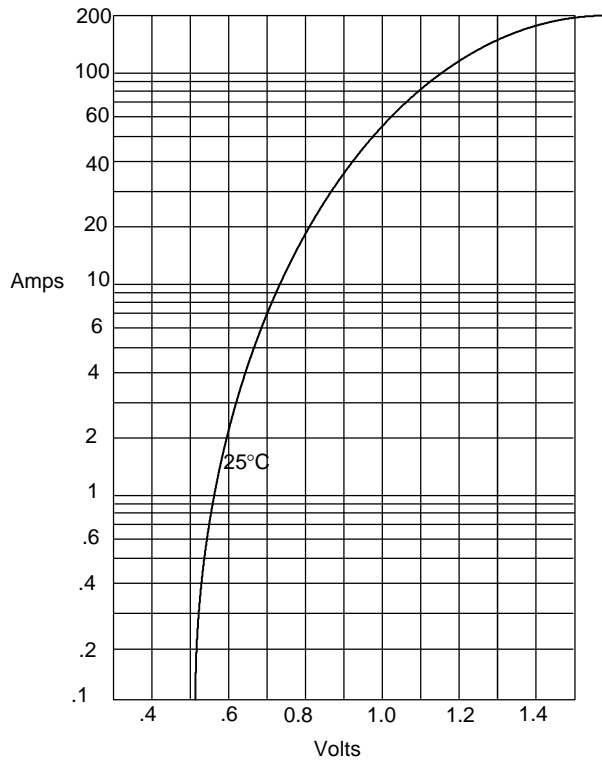
DIM	INCHES		MM		NOTE
	MIN	MAX	MIN	MAX	
A	---	.370	---	9.50	
B	---	.250	---	6.40	
C	.048	.052	1.20	1.30	
D	1.000	---	25.40	---	

Electrical Characteristics @ 25°C Unless Otherwise Specified

Average Forward Current	$I_{F(AV)}$	6.0A	$T_A = 100^\circ\text{C}$
Peak Forward Surge Current	I_{FSM}	200A	8.3ms, half sine
Maximum Instantaneous Forward Voltage	V_F	1.0V	$I_{FM} = 6.0A;$ $T_J = 25^\circ\text{C}^*$
Maximum DC Reverse Current At Rated DC Blocking Voltage	I_R	$5\mu\text{A}$ 100 μA	$T_J = 25^\circ\text{C}$ $T_J = 100^\circ\text{C}$
Typical Junction Capacitance	C_J	150pF	Measured at 1.0MHz, $V_R=4.0V$

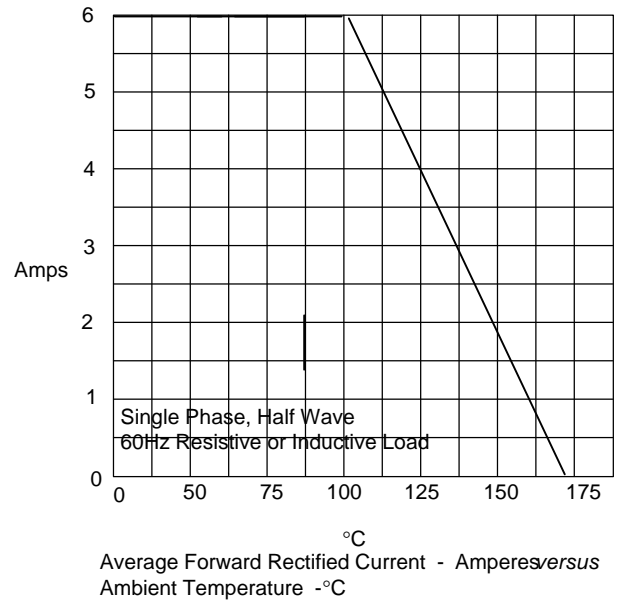
*Pulse test: Pulse width 300 μsec , Duty cycle 1%

Figure 1
Typical Forward Characteristics



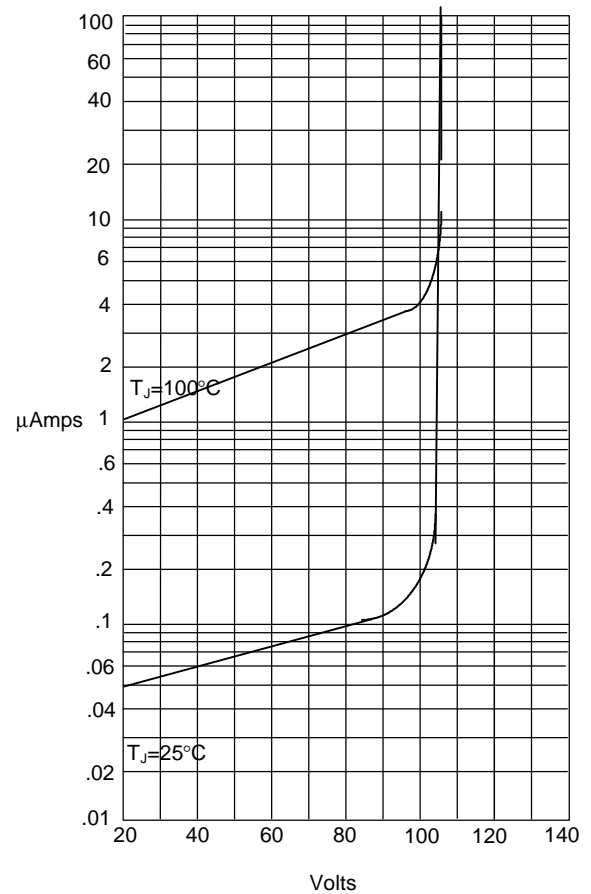
Instantaneous Forward Current - Amperes versus
Instantaneous Forward Voltage - Volts

Figure 2
Forward Derating Curve



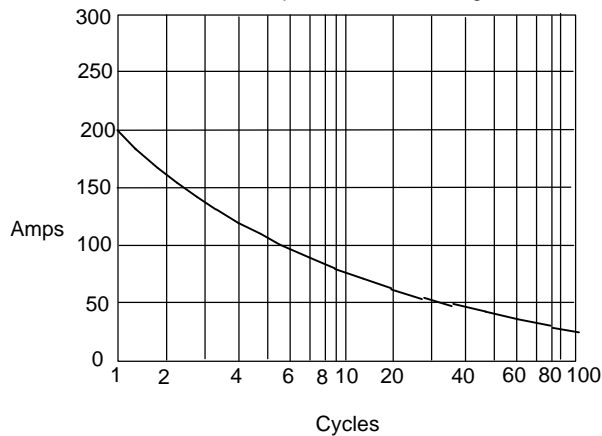
Average Forward Rectified Current - Amperes versus
Ambient Temperature - °C

Figure 4
Typical Reverse Characteristics



Instantaneous Reverse Leakage Current - MicroAmperes versus
Percent Of Rated Peak Reverse Voltage - Volts

Figure 3
Maximum Non-Repetitive Forward Surge Current



Peak Forward Surge Current - Amperes versus
Number Of Cycles At 60Hz - Cycles