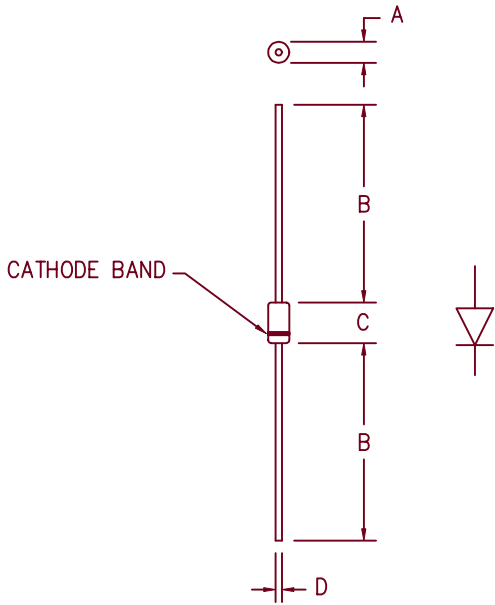


# 3 Amp Schottky Rectifier MS308 — MS310



Dim.	Inches		Millimeter		Notes
	Minimum	Maximum	Minimum	Maximum	
A	.188	.260	4.78	6.50	Dia.
B	1.00	---	25.4	---	
C	.285	.375	7.24	9.52	
D	.046	.056	1.17	1.42	Dia.

PLASTIC D0201AD

Microsemi Catalog Number	Working Peak Reverse Voltage	Repetitive Peak Reverse Voltage
MS308	80V	80V
MS309	90V	90V
MS310	100V	100V

- Schottky Barrier Rectifier
- Guard Ring Protection
- 175°C Junction Temperature
- $V_{RRM}$  80 to 100 Volts

## Electrical Characteristics

Average forward current	$I_F(AV)$ 3.0 Amps	$T_A = 115^\circ C$ , Square wave, $R_{\theta JL} = 52^\circ C/W$ , $L = 3/8"$ 8.3ms, half sine, $T_J = 175^\circ C$ $I_{FM} = 3.0A; T_J = 25^\circ C^*$ $V_{RRM}, T_J = 25^\circ C$ $V_R = 5.0V, T_J = 25^\circ C$
Maximum surge current	$I_{FSM}$ 150 Amps	
Max peak forward voltage	$V_{FM}$ .81 Volts	
Max peak reverse current	$I_{RM}$ 100 $\mu A$	
Typical junction capacitance	$C_J$ 190 pF	

\*Pulse test: Pulse width 300  $\mu sec$ , Duty cycle 2%

## Thermal and Mechanical Characteristics

Storage temperature range	$T_{STG}$	-55°C to 175°C
Operating junction temp range	$T_J$	-55°C to 175°C
Maximum thermal resistance	$L = 0"$ $R_{\theta JC}$	28°C/W Junction to case
	$L = 3/8"$ $R_{\theta JL}$	52°C/W Junction to Lead
Weight		.032 ounces (1.0 grams) typical

# MS308 — MS310

Figure 1  
Typical Forward Characteristics

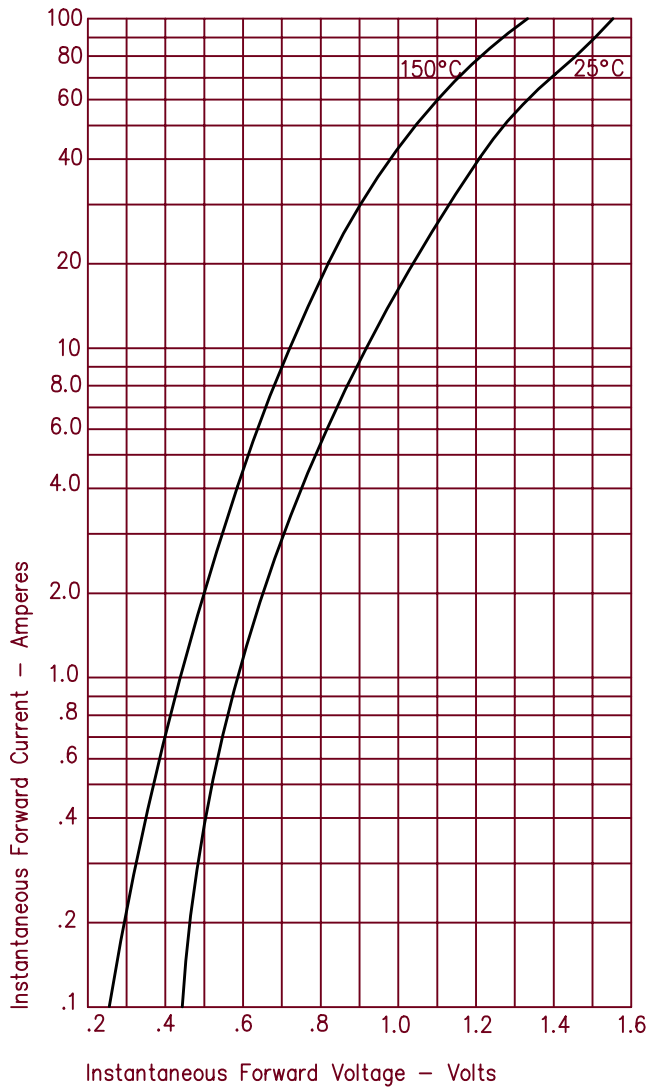


Figure 3  
Typical Junction Capacitance

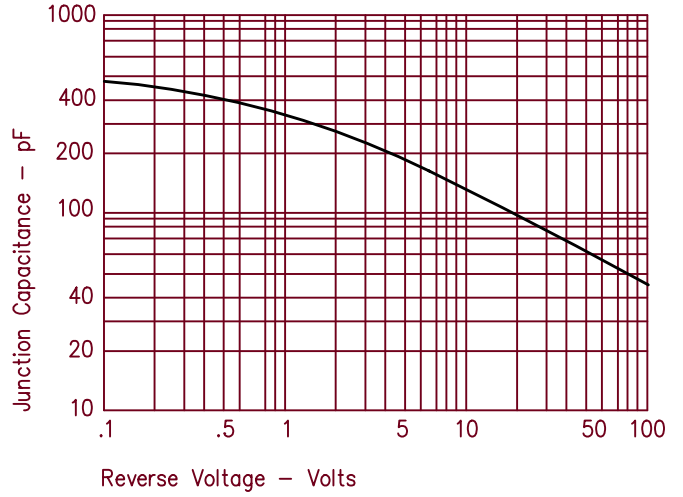


Figure 2  
Typical Reverse Characteristics

