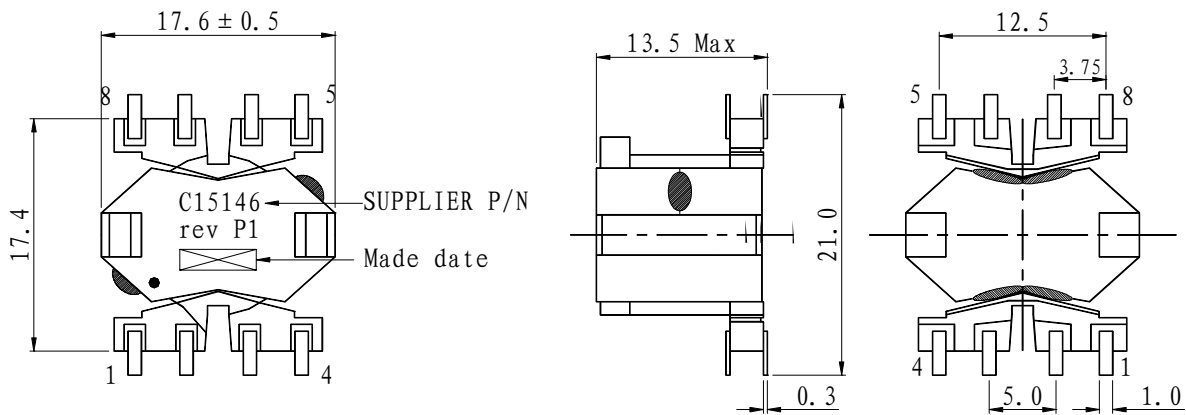
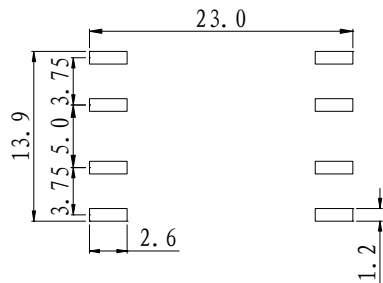
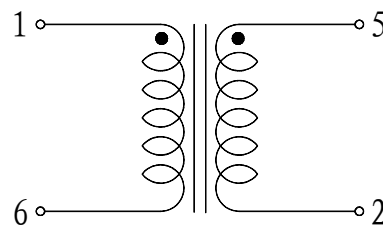


**Type: CRM6**
**◆ Product Description**

- 17.6×17.4mm Typ. (L×W),13.5mm Max. Height.

**◆ Feature**

- Surface mounting type for DSL POTs applications.
- Ideally use in VDSL2 POTs splitter.
- Customized inductance values available.
- RoHS Compliance.


**◆ Dimensions (mm)**

**◆ Land Pattern (mm)**

**◆ Schematics(Bottom)**

**◆ Specification**

Part Name	Inductance (mH)			D.C.R.( $\Omega$ ) Pri	D.C.R.( $\Omega$ ) Sec	C <sub>ww</sub> 100kHz, 0.1V	Turn Ratio 10kHz, 0.1V
	10kHz 0.1Vac,0.1Adc	10kHz 0.1Vac,0.22Adc	10kHz 0.1Vac,0.225Adc				
C15141	16.0mH $\pm$ 5%	---	16.0mH $\pm$ 10%	6.0 Max.	6.0 Max.	30pF Max.	1:1 $\pm$ 1%
C15142	20.0mH $\pm$ 5%	20.0mH $\pm$ 10%	---	6.0 Max.	6.0 Max.	30pF Max.	1:1 $\pm$ 1%
C15145	16.0mH $\pm$ 5%	---	16.0mH $\pm$ 10%	6.0 Max.	6.0 Max.	30pF Max.	1:1 $\pm$ 1%
C15146	20.0mH $\pm$ 5%	---	20.0mH $\pm$ 10%	6.0 Max.	6.0 Max.	30pF Max.	1:1 $\pm$ 1%

Please refer to the sales offices on our website for a representative near you