

USR UNR 2-1410



- **Highest Stability**
- **Near Temperature Independency**
- **Lowest Tolerances (0.01%)**
- **Low Capacitance and Inductance**
- **Customized Resistance Values**

SPECIFICATIONS ELECTRICAL

	USR 2-1410	UNR 2-1410 note ¹⁾
Resistance Range	: 1R0...300k	1R0 ... 10k
Power Rating	: 0.8 W (70°C)	
Tolerance	:	
from 1R0	: 0.1%, 0.25%, 0.5%, 1%	
from 10R	: 0.05%, 0.1%, 0.25%, 0.5%, 1%	
from 50R	: 0.01%, 0.02%, 0.05%, 0.1%, 0.25%, 0.5%, 1%	
Stability	: 0.01%	
Temperature Coefficient	: max. ±5 ppm/K (-55..155)°C typ. ±3 ppm/K (-55..125)°C upon request ±1 ppm/K (0..60)°C	
Insulation Resistance	: > 10 GOhm	
Thermal EMF	: < 1 µV/K	

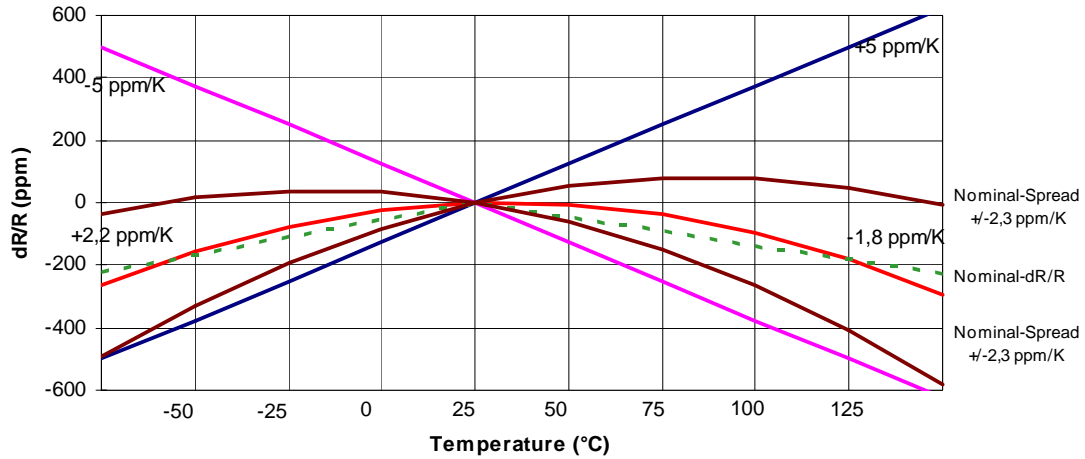
ENVIRONMENTAL

Operating Temperature Range : -55°C...155°C

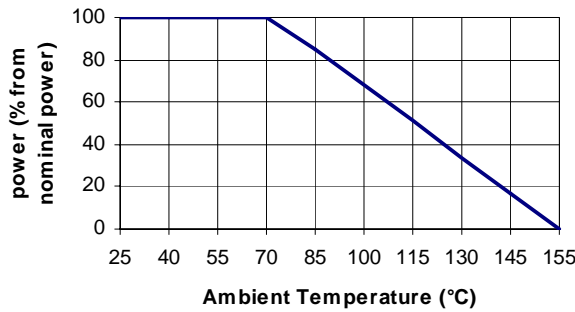
MECHANICAL Resistor Material	: NiCr-Foil	
Substrate	: Al ₂ O ₃	AlN
Housing	: PBTP / Epoxy	
Connector Material	: Cu tinned 2-pin	

note¹⁾: Specially designed for applications with fast changing electrical load.

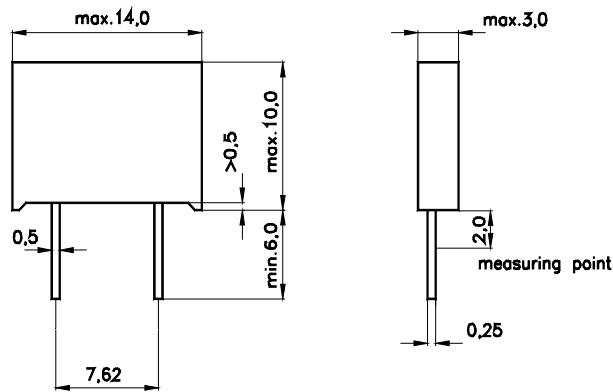
TEMPERATURE COEFFICIENT



DERATING CURVE



DIMENSIONS



Lead X (Standardlead)
from 100R0 with wire bonding d=0.6mm (contact D)

Dimensions in mm

HOW TO ORDER

USR 2-1410 7K0 D 0.01% TK1

UNR 2-1410 2R5 X 0.5% TK3