



Frontier Electronics Corp.

667 E. COCHRAN STREET, SIMI VALLEY, CA 93065

TEL: (805) 522-9998 FAX: (805) 522-9989

E-mail: frontiersales@frontierusa.com

Web: <http://www.frontierusa.com>

4A SILICON SINGLE-PHASE BRIDGE RECTIFIERS

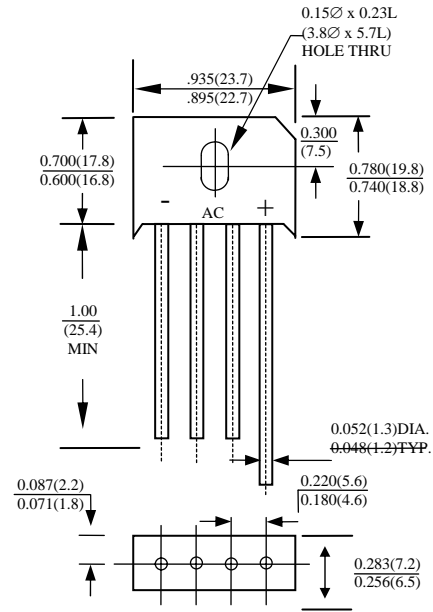
BU4-005 THRU BU4-10

FEATURES

- PLASTIC MATERIAL HAS UNDERWRITERS LABORATORY FLAMMABILITY CLASSIFICATION 94V-0
- IDEAL FOR PRINTED CIRCUIT BOARD
- HIGH TEMPERATURE SOLDERING GUARANTEED: 260°C /10S
0.375"(9.5mm) LEAD LENGTH AT 5 LBS (2.3KG) TENSION

MECHANICAL DATA

- CASE: MOLDED PLASTIC
DIMENSIONS IN INCHES AND (MILLIMETERS)
- TERMINALS: LEADS SOLDERABLE PER MIL-STD-202, METHOD 208
- MOUNTING TORQUE: 5 IN-LB MAX
- MOUNTING POSITION: ANY
- WEIGHT: 8.0 GRAMS



MAXIMUM RATINGS AND ELECTRICAL CHARACTERISTICS RATINGS AT 25°C AMBIENT TEMPERATURE UNLESS OTHERWISE SPECIFIED
SINGLE PHASE, HALF WAVE, 60 HZ, RESISTIVE OR INDUCTIVE LOAD. FOR CAPACITIVE LOAD, DERATE CURRENT BY 20%

| RATINGS | SYMBOL | BU4-005 | BU4-01 | BU4-02 | BU4-04 | BU4-06 | BU4-08 | BU4-10 | UNITS |
|--|-----------|---------------|--------|--------|--------|--------|--------|--------|-------|
| MAXIMUM RECURRENT PEAK REVERSE VOLTAGE | V_{RRM} | 50 | 100 | 200 | 400 | 600 | 800 | 1000 | V |
| MAXIMUM RMS VOLTAGE | V_{RMS} | 35 | 70 | 140 | 280 | 420 | 560 | 700 | V |
| MAXIMUM DC BLOCKING VOLTAGE | V_{DC} | 50 | 100 | 200 | 400 | 600 | 800 | 1000 | V |
| MAXIMUM AVERAGE FORWARD RECTIFIED OUTPUT CURRENT (SEE FIG.1) | I_O | 4.0 | | | | | | | A |
| PEAK FORWARD SURGE CURRENT SINGLE SINE-WAVE SUPERIMPOSED ON RATED LOAD | I_{FSM} | 200 | | | | | | | A |
| STORAGE TEMPERATURE RANGE | T_{STG} | - 55 TO + 150 | | | | | | | °C |
| OPERATING TEMPERATURE RANGE | T_{OP} | - 55 TO + 150 | | | | | | | °C |

ELECTRICAL CHARACTERISTICS ($A_T T_A = 25^\circ C$ UNLESS OTHERWISE NOTED)

| CHARACTERISTICS | SYMBOL | BU4-005 | BU4-01 | BU4-02 | BU4-04 | BU4-06 | BU4-08 | BU4-10 | UNITS |
|--|--------|---------|--------|--------|--------|--------|--------|--------|---------|
| MAXIMUM INSTANTANEOUS FORWARD VOLTAGE DROP PER ELEMENT AT I_{FM} | V_F | 1.0 | | | | | | | V |
| MAXIMUM REVERSE LEAKAGE AT RATE DC BLOCKING VOLTAGE PER ELEMENT $T_A=25^\circ C$, $T_C=100^\circ C$ | I_R | 10 | | | | | | | μA |

RATINGS AND CHARACTERISTIC CURVES BU4-005 THRU BU4-10

FIG. 1 - DERATING CURVE OUTPUT RECTIFIED CURRENT

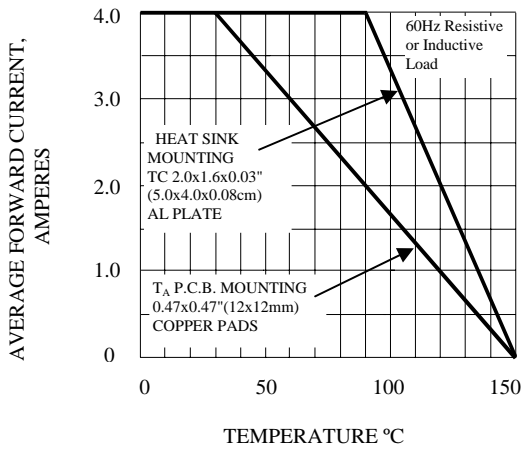


FIG. 2 - MAXIMUM NON-REPETITIVE PEAK FORWARD SURGE CURRENT

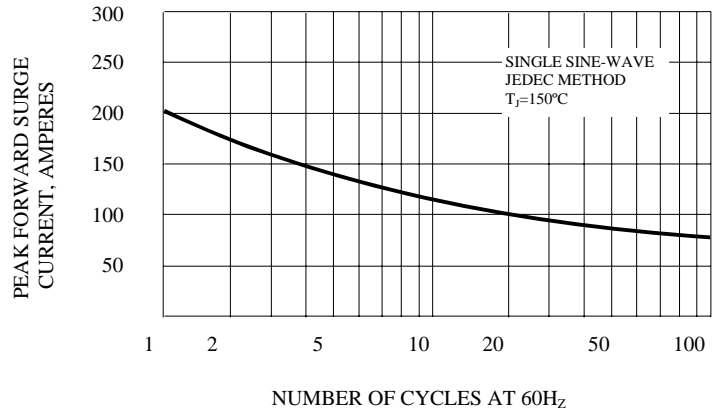


FIG. 3 - TYPICAL JUNCTION CAPACITANCE PER ELEMENT

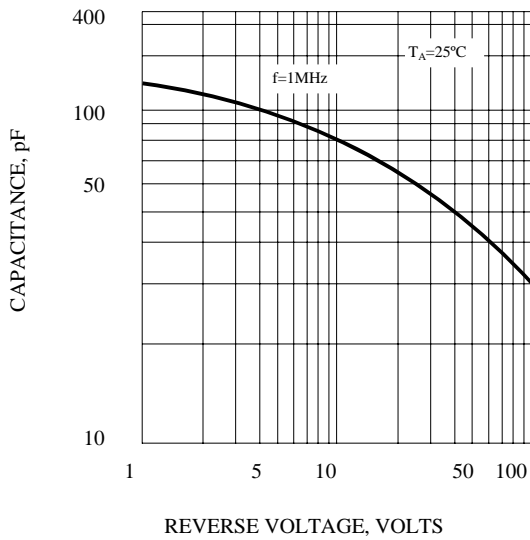


FIG. 4 - TYPICAL JUNCTION CAPACITANCE PER ELEMENT

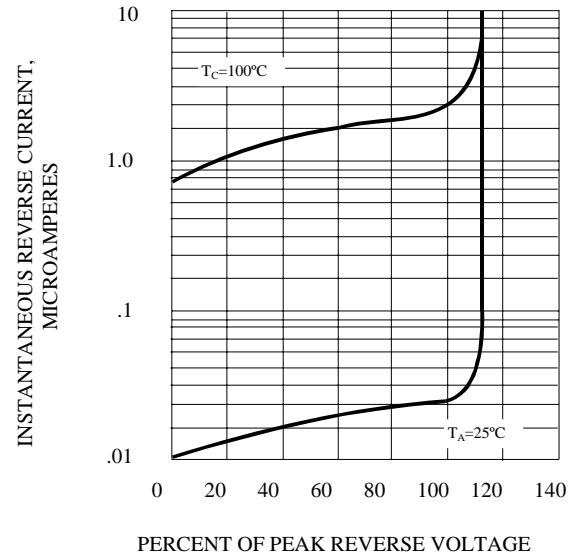


FIG. 5 - TYPICAL INSTANTANEOUS FORWARD CHARACTERISTICS PER ELEMENT

