


Power Supply Voltage & Signal CAM-C69, CCM-C70

FEATURES

1. 12 pin power connector of an angle type on the plug side.
2. The lock device ensures secure fitting.
3. A fuse is mountable to the plug connector.
4. This type is common to both power and signal contact pins.



HOW TO ORDER

1. CAM-C69 (Plug)

C69-012-02-0-I J B A A
1 2 3 4 5 6 7 8 9

- 1 Series No. (C69)
- 2 No. of contacts (012 : 12pins)
- 3 Housing material (02 : PBT resin)
- 4 Housing UL grade (0 : 94V-0)
- 5 Contact plating (I : Tin reflow plating)
- 6 Contact plating thickness (J : 3.0μm)
- 7 Contact tail style (B : Angle)
- 8 Accessory for connector outside (A : none)
- 9 Accessory for connector inside (A : none)

2. CCM-C70 (Socket)

C70-012-□□□□
1 2 3

- 1 Series No. (C70)
- 2 No. of contacts (012 : 12pins)
- 3 Running No. assigned by us

SPECIFICATIONS

ELECTRICAL CHARACTERISTICS

Rated Voltage	14V DC
Rated Current	10A
Withstanding Voltage	500V AC (rms) 1minute
Insulation Resistance	100MΩ min. (at 500V DC)
Contact Resistance	15mΩ max.

MECHANICAL CHARACTERISTICS

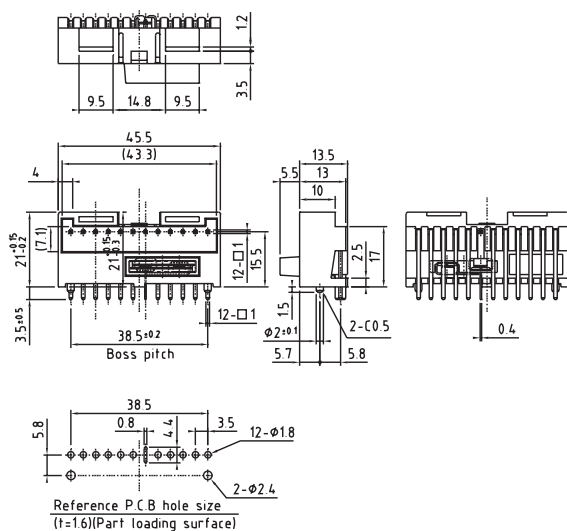
Life (Matching Cycle)	200 times
Total Insertion Force	117.6N (12kgf) max.
Total Withdrawal Force	7.06N (0.72kg) min.
Using Temperature Range	-30~+85°C

MATERIAL & FINISH

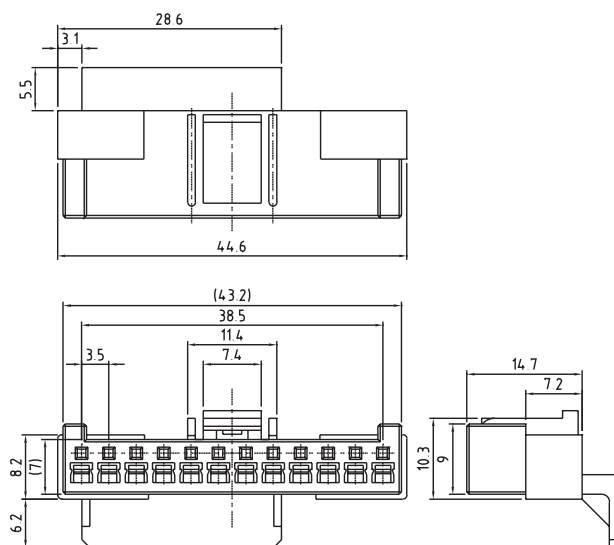
Component Parts		Material	Finish
CAM-C69 (Plug)	Housing	Glass filled PBT resin	—
	Contact	Brass	Tin reflow plating
	Fuse Terminal	Brass	Tin reflow plating
CCM-C70 (Socket)	Housing	Glass filled PBT resin	—
	Contact	Copper Alloy	Tin reflow plating

DIMENSIONS

CAM-C69



CCM-C70



Unit : mm