



ETA-USA

HIGH QUALITY SWITCHING POWER SUPPLIES

AC/DC SWITCHING DESKTOP ADAPTER
POWER SUPPLY WITH PFC
SINGLE OUTPUT / UNIVERSAL RANGE INPUT
200 WATTS
CEC IV

DTE200-xSX-F-W-C2 Series



Dimension: L188.5×W104.5×H60mm



Input	
Input Voltage Range:	90-264VAC
Frequency:	47-63Hz
Input Current (rms):	3A @ 90Vac; 1.5A@ 264Vac max.
Power Factor:	>0.9 (115VAC100%Load)
Efficiency :	>87% @ full load, 115VAC

General Description

Features

1. High Reliability
2. 100% BURN-IN Tested
3. 100% Hi-Pot tested
4. Safety Approvals, EMC compliance
5. 40mm cooling fan
6. AC input: IEC 320-C14 Inlet
7. Two year warranty
8. Meet CEC & Energy Star level IV requirements
9. Green functions+ No load power consumption <.5 W

Output Characteristic	Unit	Models						
		DTE200-12SX-F-W-C2	DTE200-16SX-F-W-C2	DTE200-19SX-F-W-C2	DTE200-20SX-F-W-C2	DTE200-24SX-F-W-C2	DTE200-36SX-F-W-C2	DTE200-48SX-F-W-C2
Output Voltage	Vdc	12	16	19	20	24	36	48
Output Current	A	16.66	12.5	10.53	10	8.33	5.56	4.17
Power	W	200						
O/P Regulation		±5%						
Ripple & Noise(max)*3	mVpp	240	300	300	300	300	300	300
Rise up time	mS	>16ms typical at full load @ 115VAC						
* Peak-to-peak with 20MHz bandwidth with a tantalum 10uF in parallel with a 0.1uF ceramic capacitor.								



ETA USA
16170 Vineyard Blvd. Suite 180, Morgan Hill, CA 95037
Phone: 1-800-ETA-POWR, (408) 778-2793 Fax: (408) 779-2753

Visit us at: www.eta-usa.com
email at: sales@eta-usa.com

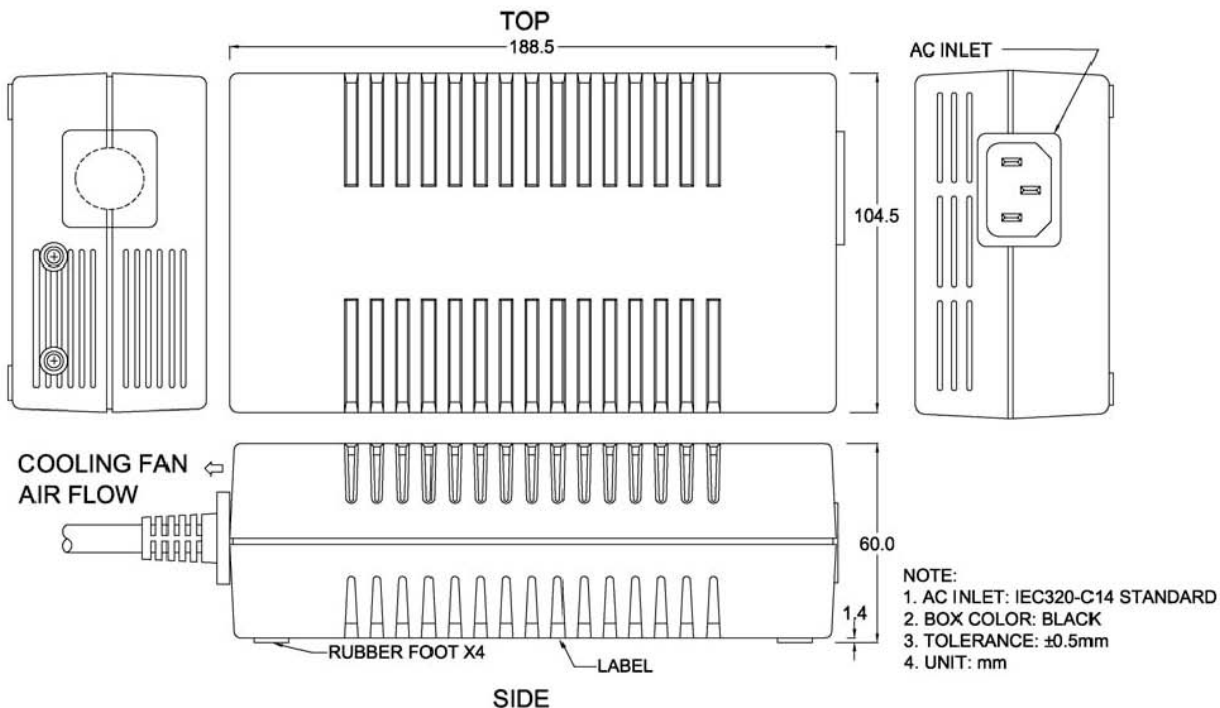


ETA-USA

HIGH QUALITY SWITCHING POWER SUPPLIES

Environmental Specification	
Operating Temperature	0 to +40°C
Storage Temperature	-10 to +85°C
MTBF demonstrated	>80,000 hours at full load and 25 °C ambient temperature
Humidity	20%~90%
Environmental Agencies	
Safety Standards	UL 60950 -1 CSA 22.2-No.60950-1 TUV EN60950-1 CB IEC 60950-1
EMC Standards	CISPR 22 Class B, FCC Class B, EN55022 Class B, CE
Protection	
Short circuit protection	Auto Recover
Over Load Protection	Auto Recover
Over Voltage Protection	LATCH AC Recycle
Mechanical	
Dimension [mm]:	L188.5×W104.5×H60mm
AC Input :	IEC 320-C14

DIMENSION DIAGRAM (mm)



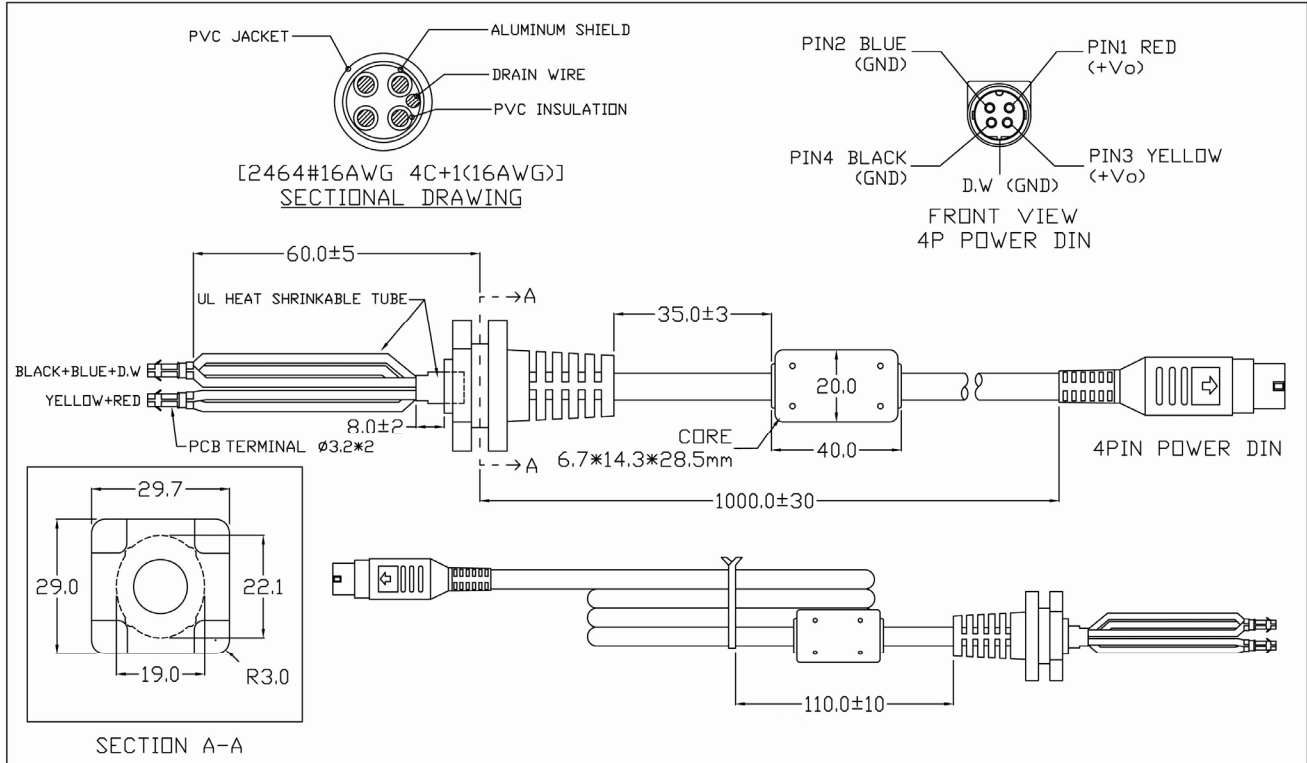
ETA USA
16170 Vineyard Blvd. Suite 180, Morgan Hill, CA 95037
Phone: 1-800-ETA-POWR, (408) 778-2793 Fax: (408) 779-2753

Visit us at: www.eta-usa.com
email at: sales@eta-usa.com

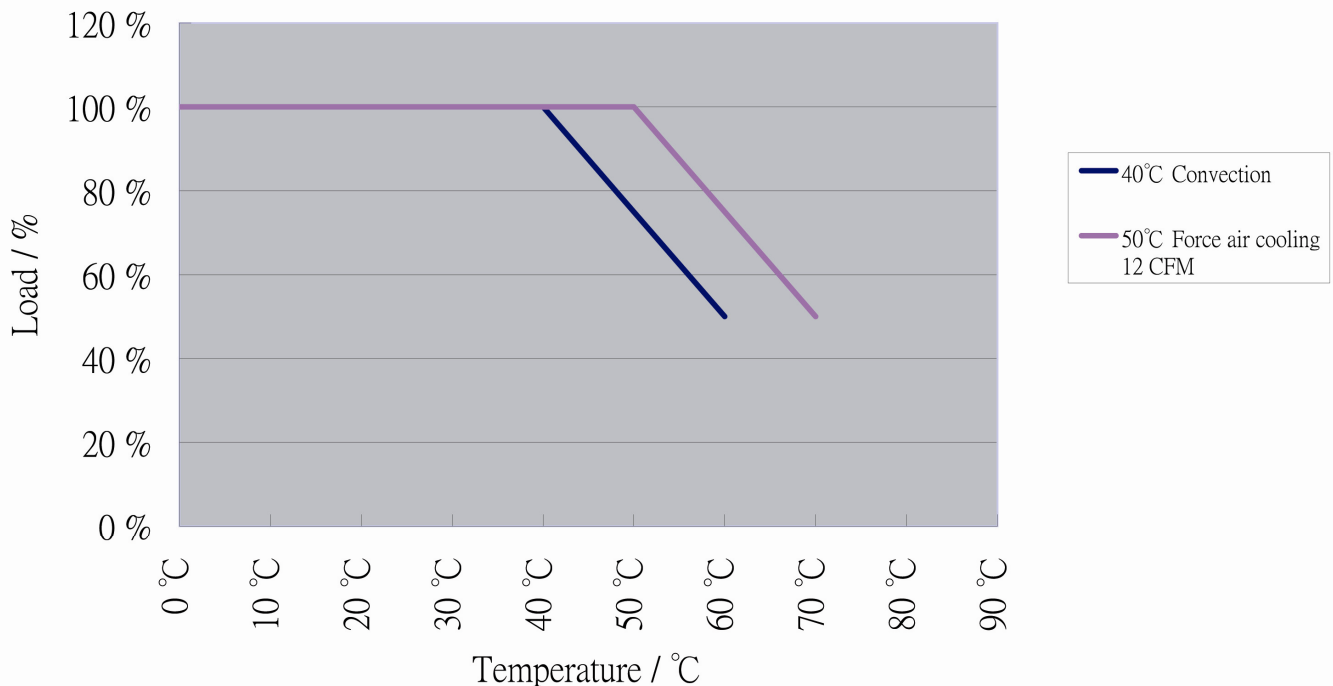


ETA-USA

HIGH QUALITY SWITCHING POWER SUPPLIES



DTE200-SX-F-W-C2
DERATING CURVE



ETA USA
16170 Vineyard Blvd. Suite 180, Morgan Hill, CA 95037
Phone: 1-800-ETA-POWR, (408) 778-2793 Fax: (408) 779-2753

Visit us at: www.eta-usa.com
email at: sales@eta-usa.com