

TEL-2C20

VCSEL for general purpose

FEATURES:

- Epoxy molded with sharply-round emission surface.
- Copper leadframe, good heat dissipation.
- Low dependence of power output over temperature.
- Driving current between 8 to 15 mA.
- Nominal 1.5° emission angle.
- Ideal for long distance detection.



ELECTRO-OPTICAL CHARACTERISTICS:

PARAMETERS	SYMBOL	MIN	TYP	MAX	UNIT	TEST CONDITIONS ⁽¹⁾
Threshold Current	I_{th}		5	10	mA	
Output Power	P_o	1	2	4	mW	$I_F=15\text{ mA}$ ⁽²⁾
Operating Current	I_{OP}		12		mA	Adjustable to establish 1.5 mW output power
Slope Efficiency	η		0.20		mW/mA	$I_F=15\text{ mA}$ ⁽³⁾
Wavelength	λ_p	820	850	870	nm	$I_F=15\text{ mA}$
Forward Voltage	V_F	2	2.2	2.5	V	$I_F=15\text{ mA}$
Breakdown voltage	V_{BD}	10	15		V	$I_R=10\text{ }\mu\text{A}$
Series Resistance	R_S		40		Ω	$I_F=15\text{ mA}$
Beam Divergence	θ		1.5		degree	$I_F=15\text{ mA}$ ⁽⁴⁾

Notes:

1. All parameters except mentioned are measured at $I_F=15\text{ mA}$, 25°C, CW.
2. Higher power can be provided under request.
3. Slope efficiency is defined as $\Delta P/(15-I_{th})$ at 25°C.
4. Beam divergence is defined as the angle of light intensity at Full Width at Half Maximum (FWHM).

THERMAL CHARACTERISTICS:

PARAMETERS	SYMBOL	MIN	TYP	MAX	UNIT	TEST CONDITIONS
Thermal Resistance	R_{th}		900		°C /W	$T_A=25^\circ\text{C}$
I_{th} Temperature Variation	ΔI_{th}	-1.5		1.5	mA	$T_A=0\sim 70^\circ\text{C}$
V_F Temperature Coefficient	$\Delta V_F/\Delta T$		-3.0		mV/°C	$T_A=0\sim 70^\circ\text{C}$, $I_F=15\text{ mA}$
η Temperature Coefficient	$\Delta \eta/\Delta T$		-0.25		%/°C	$T_A=0\sim 70^\circ\text{C}$, $I_F=15\text{ mA}$
λ_p Temperature Coefficient	$\Delta \lambda_p/\Delta T$		0.07		nm/°C	$T_A=0\sim 70^\circ\text{C}$, $I_F=15\text{ mA}$

ABSOLUTE MAXIMUM RATINGS:

PARAMETERS	MIN	MAX	UNIT	CONDITIONS
Storage Temperature	-40	100	°C	
Operating Temperature	-20	85	°C	
Lead Solder Temperature		260	°C	5 seconds
Continuous Forward Current		40	mA	
Continuous Reverse Voltage		10	V	

Fig. 1 Typical Optical Characteristics

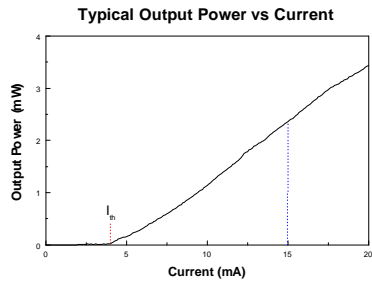


Fig. 2 Typical Electrical Characteristics

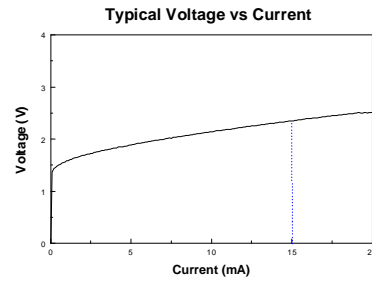
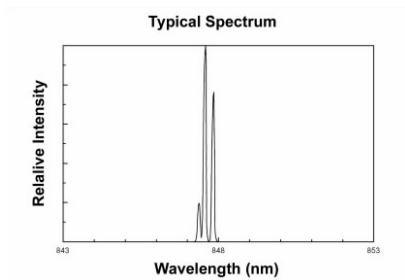
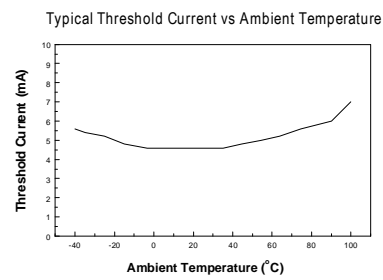


Fig. 3 Spectrum When Driving Current 15 mA



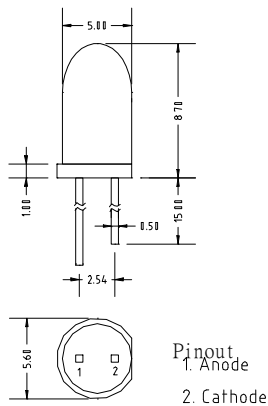
3 transverse modes typically.

Fig. 4 Temperature Dependence of Threshold Current



OUTLINE DIMENSIONS:

- Unit: mm



WARNING:

The VCSEL is a class IIIb laser in the safety standard ANSI Z136.1 and should be treated as a potential eye hazard.

