




SPPDB-01 Development Board & Mounting Assembly for SPP-01 Series Products

Description

The SPPDB-01 is a development board and mounting assembly for Frequency Devices SPP-01 Series of signal-processing platforms. SPPDB-01's combined with SPP Series of platform products provide design engineers with versatile and cost effective hardware and software solutions to meet their data acquisition, design and product development needs.

Available Platform Solutions Include:

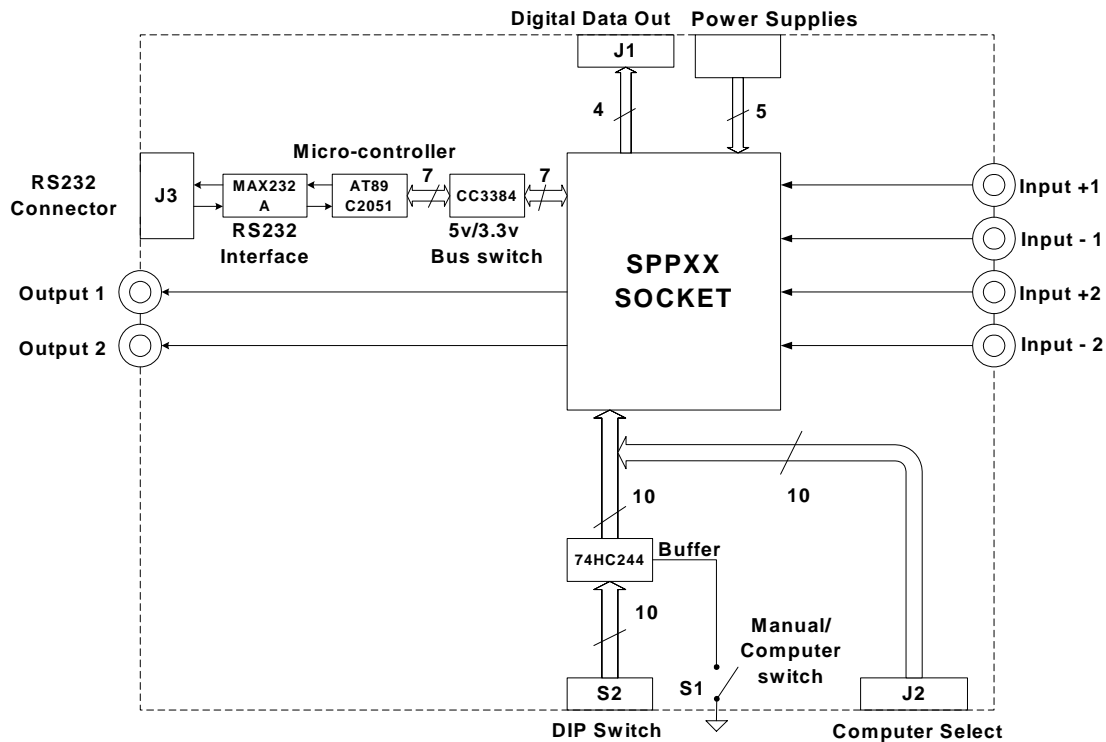
- SPPDS-01 Development Suite for the SPP-01
- SPP-01 Signal processing platform hardware
- SPPOSC Low distortion oscillator to -100 dB
- SPPPF Standard and custom DSP filter solutions
- SPPDF-01 FIR Filter Development Suite



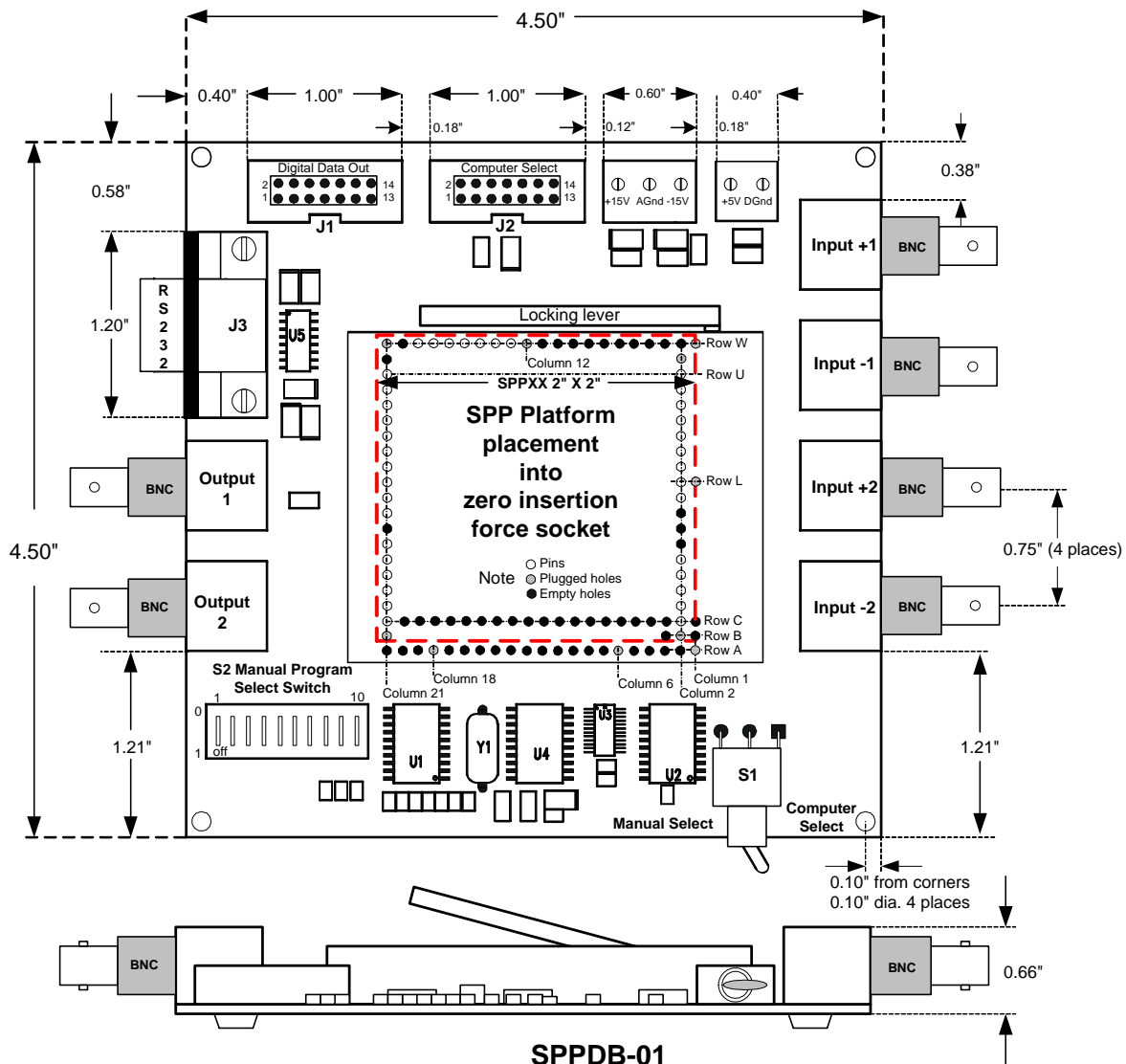
SPPDB-01 boards may be purchased individually or as part of either the SPPDS-01 or SPPDF-01 development suites, to communicate with, design, and configure SPP-01 signal processing platform solutions. BNC signal I/O ports, power supply connection blocks and easy access to stored programs via a manual or RS232 computer interface make set-up and utilization of SPP Series of platform products a breeze. SPP-01 Series of products shorten the engineering product development cycle while allowing the user to design and introduce new products and solutions in the shortest possible time.

Features

- Ease of use; BNC signal I/Os with reusable, zero insertion socket.
- Compatible with all SPP-01 series platform products.
- Included in both the SPPDS-01 and SPPDF-01 development suites.
- Designed for repeated use by customers who wish to program and/or bread board SPP-01s.



SPPDB-01 BLOCK DIAGRAM



**SPPDB-01
DEVELOPMENT BOARD AND
MOUNTING PLATFORM FOR
SPP-01 PRODUCT FAMILIES.**

Socket pin-out information

J1 (Digital Data output port)

- 1 SCLK (Serial Clock)
- 2 LRCK (Left / Right Clock)
- 3 SDOUT (Serial Data Out)
- 4 MCLK (Master Clock)
- 5-15 All Grounds

J2 (Computer Select)

- 1 to 10 D₀ to D₉ (Program select Port) for SPP-01 series products.
- 11 to 12 Grounds
- 13 to 14 No connects

J3 (RS-232 Program port)

- 1,4 to 9 All Grounds
- 2 Receive
- 3 Transmit

We hope the information given here will be helpful. The information is based on data and our best knowledge, and we consider the information to be true and accurate. Please read all statements, recommendations or suggestions herein in conjunction with our conditions of sale which apply to all goods supplied by us. We assume no responsibility for the use of these statements, recommendations or suggestions, nor do we intend them as a recommendation for any use which would infringe any patent or copyright.