


EMI INPUT FILTER 120 VOLT INPUT

**SFME120-461
EMI FILTER 2.1
AMP**

FEATURES

- Fully qualified to Class H or K
- Passive components for maximum tolerance in space environments
- -55° to +125°C operation
- 120 volt input
- Up to 2.1 amps of throughput current
- Up to 60 dB attenuation at 500 kHz.
- Compliant to MIL-STD-461C, CE03
- Compatible with MIL-STD-704E DC power bus



MODEL	
SFME120-461	2.1 amp

Size (max.): 3.005 x 1.505 x 0.400 inches (76.33 x 38.23 x 10.16mm)
See Section B8, case U1, for dimensions.
Weight: 110 grams maximum
Screening: Standard, Class H, or Class K (MIL-PRF-38534)
See Section C2 for screening options, see Section A5 for ordering information.

DESCRIPTION

The SFME120-461™ EMI filter modules are specifically designed to reduce the reflected input ripple current of Interpoint's high frequency DC/DC converters. SFME120-461 filters minimize electromagnetic interference (EMI) for Interpoint's SMHP120 Series of converters. These filters are intended for use in 120 volt applications which must meet MIL-STD-461 levels of conducted emissions. One filter can be used with multiple converters up to the rated throughput current of the filter.

SCREENING AND REPORTS

The SFME120-461 filter offers three screening options – Standard, Class H, or Class K. See Section C2, Quality Assurance, pages C2-7 through C2-9, for descriptions. Detailed reports on product performance are also available and are listed on page C2-9.

INPUT RIPPLE AND EMI

Switching DC/DC converters naturally generate two noise components on the power input line: differential noise and common mode noise. Input ripple current refers to both of these components.

Differential noise occurs between the positive input and input common. Most Interpoint converters have an input filter that reduces differential noise which is sufficient for most applications.

Common mode noise occurs across stray capacitances between the converter's power train components and the baseplate (bottom of the package) of the converter.

Where low noise currents are required to meet CE03 of MIL-STD-461, a power line filter is needed. The SFME120-461 EMI power line

filter reduces the common mode and differential noise generated by the converters. SFME120-461 filters reduce input ripple current by as much as 60 dB at 500 kHz and 55 dB at 1 MHz when used in conjunction with Interpoint's DC/DC converters.

The filter must be placed as close as possible to the converter for optimum performance. The baseplates of the filter and the converter should be connected with the shortest and widest possible conductors. For the best connection, mount the filter's and converter's baseplates on or above a small ground plane.

OPERATION OVER TEMPERATURE

SFME120-461 filters are rated for full power operation from -55°C to +125°C case temperature. Current is derated linearly to zero at +135°C case temperature.

INSERTION LOSS

The maximum dc insertion loss at full load and nominal input voltage represents a power loss of less than 4%.

PACKAGING

SFME120-461 filters are sealed in metal hermetic side-leaded packages (see Section B8, cases U2, V, W, Y, and Z). Additionally the FMD28-461 filter is available in a metal hermetic down-leaded package (see Section B8, case J4).

For more information, contact your Interpoint representative listed in Section A5.

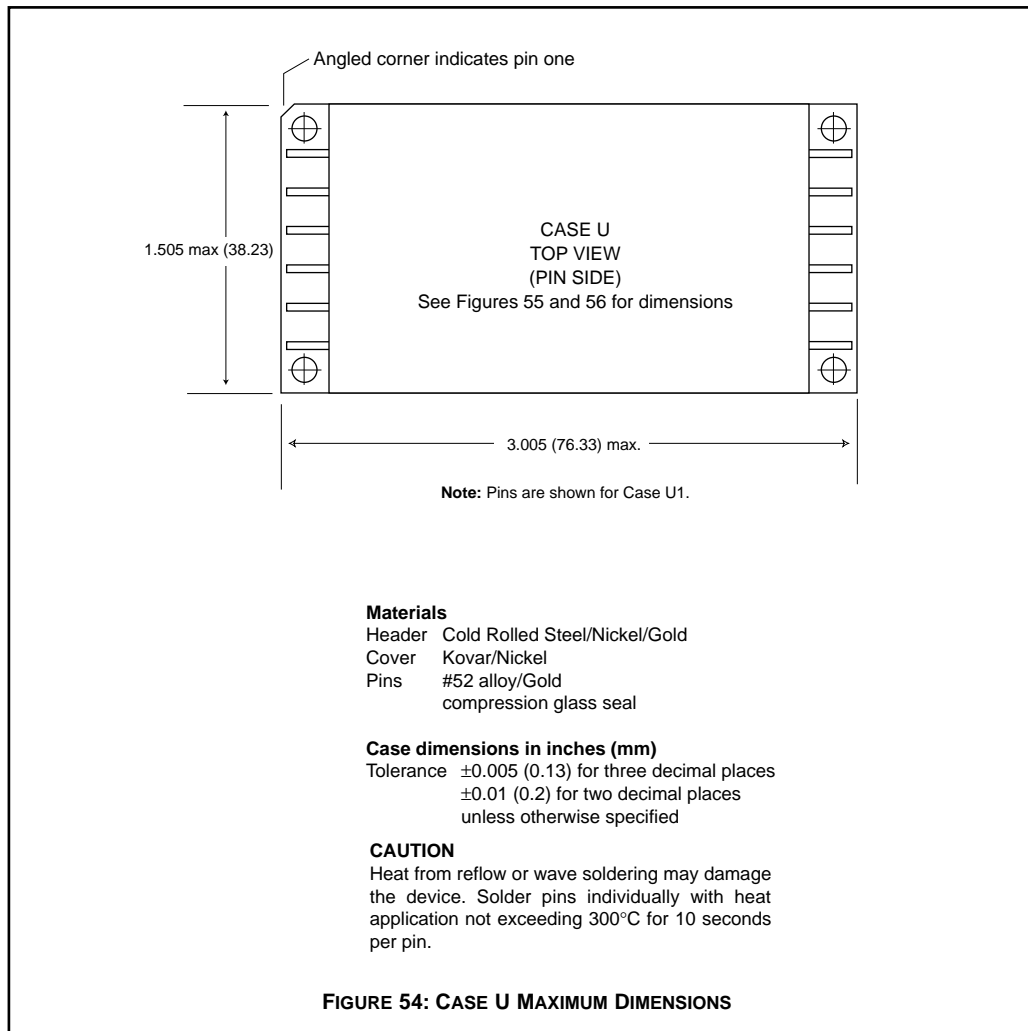


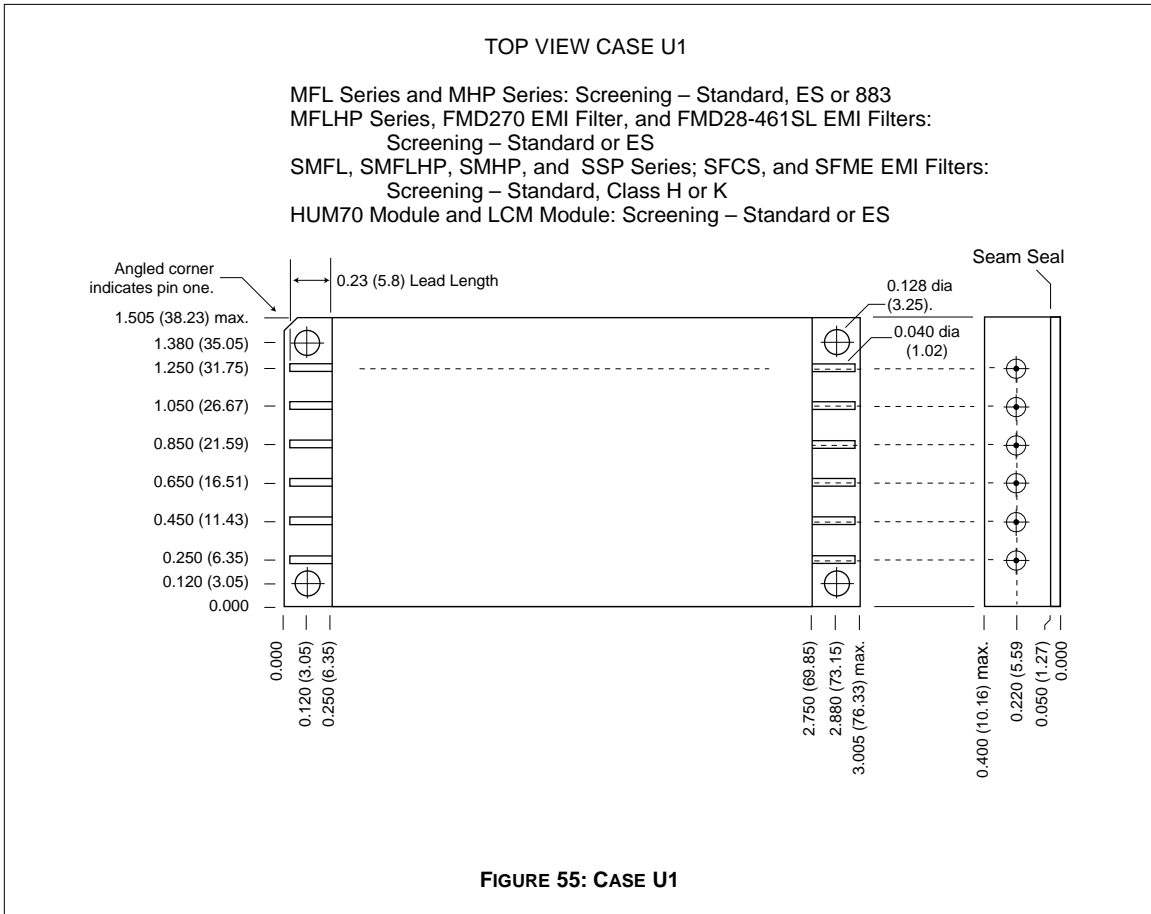
All technical information is believed to be accurate, but no responsibility is assumed for errors or omissions. Interpoint reserves the right to make changes in products or specifications without notice. SFME120-461 is a trademark of Interpoint. Copyright © 1999 Interpoint. All rights reserved.

B1-12

CASE U

CASES





SPACE PRODUCTS

ELEMENT EVALUATION TEST PERFORMED (COMPONENT LEVEL)	STANDARD (O)		CLASS H		CLASS K	
	M/S	P	M/S	P	M/S	P
Element Electrical	yes	no	yes	yes	yes	yes
Element Visual	no	no	yes	yes	yes	yes
Internal Visual	no	no	yes	no	yes	no
Temperature Cycling	no	no	no	no	yes	yes
Constant Acceleration	no	no	no	no	yes	yes
Interim Electrical	no	no	no	no	yes	no
Burn-in	no	no	no	no	yes	no
Post Burn-in Electrical	no	no	no	no	yes	no
Steady State Life	no	no	no	no	yes	no
Voltage Conditioning /Aging	no	no	no	no	no	yes
Visual Inspection	no	no	no	no	no	yes
Final Electrical	no	no	yes	yes	yes	yes
Wire Bond Evaluation*	no	no	yes	yes	yes	yes
SEM	no	no	no	no	yes	no
SLAM™/C-SAM: Input capacitors only (Add'l test, not req. by H or K)	no	no	no	yes	no	yes

Notes

- M/S Active components (Microcircuit and Semiconductor Die)
- P Passive components
- * Not applicable to EMI filters that have no wirebonds

Definitions

Element Evaluation: Component testing/screening per MIL-STD-883 as determined by MIL-PRF-38534

SEM: Scanning Electron Microscopy

SLAM™: Scanning Laser Acoustic Microscopy

C-SAM: C - Mode Scanning Acoustic Microscopy

Applies to the following products:

SMFLHP Series

SMFL Series

SMHP Series (O&H only)

SMTR Series

SSP Series

SMHF Series

SMSA Series

SLH Series

SLIM Module

SFME120 EMI Filter

SFME28 EMI Filter

SFCS EMI Filter

SFMC EMI Filter

STF EMI Filter

CRANE

interpoint

A CRANE CO. COMPANY

QA SCREENING SPACE PRODUCTS

ENVIRONMENTAL SCREENING TEST PERFORMED (END ITEM LEVEL)	STANDARD (O)	CLASS H	CLASS K
Non-destruct bond pull* Method 2023	no	no	yes
Pre-cap inspection Method 2017, 2032	yes	yes	yes
Temperature cycle Method 1010, Cond. C	yes	yes	yes
Constant acceleration Method 2001, 3000 g	yes	yes	yes
PIND Test Method 2020, Cond. B	no	no	yes
Radiography Method 2012	no	no	yes
Pre burn-in test	yes	yes	yes
Burn-in, Method 1015, 125°C			
96 hours	yes	no	no
160 hours	no	yes	no
2 x 160 hour (includes mid BI test)	no	no	yes
Final electrical test MIL-PRF-38534, Group A	yes	yes	yes
Hermeticity test			
Fine Leak, Method 1014, Cond. A	yes	yes	yes
Gross Leak, Method 1014, Cond. C	yes	yes	yes
Final visual inspection Method 2009	yes	yes	yes

Test methods are referenced to MIL-STD-883 as determined by MIL-PRF-38534.

Note

* Not applicable to EMI filters that have no wirebonds.

Applies to the following products:

SMFLHP Series	SMHF Series	SFME28 EMI Filter
SMFL Series	SMSA Series	SFCS EMI Filter
SMHP Series (O&H only)	SLH Series	SFMC EMI Filter
SMTR Series	SLIM Module	STF EMI Filter
SSP Series	SFME120 EMI Filter	