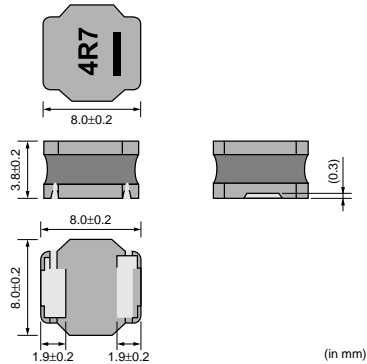


Chip Inductor (Chip Coil) Power Inductor (Wire Wound Type)

LQH88P Series (3131 Size)

■ Dimensions



■ Packaging

Code	Packaging	Minimum Quantity
L	180mm Embossed Tape	250
K	330mm Embossed Tape	1000

■ Rated Value (□: packaging code)

Part Number	Inductance	Inductance Test Frequency	Allowable DC Current (Based on Temperature Rise)	Allowable DC Current (Based on Inductance Change)	DC Resistance	Self Resonance Frequency (min.)	Class of Magnetic Shield
LQH88PN1R0N38□	1.0μH±30%	100kHz	8.00A	11.20A	0.006ohm±30%	100MHz	Magnetic shield of magnetic powder in resin
LQH88PN1R5N38□	1.5μH±30%	100kHz	7.10A	8.50A	0.008ohm±30%	60MHz	Magnetic shield of magnetic powder in resin
LQH88PN2R2N38□	2.2μH±30%	100kHz	6.40A	8.00A	0.009ohm±30%	50MHz	Magnetic shield of magnetic powder in resin
LQH88PN3R3N38□	3.3μH±30%	100kHz	5.00A	7.00A	0.013ohm±30%	35MHz	Magnetic shield of magnetic powder in resin
LQH88PN4R7N38□	4.7μH±30%	100kHz	4.20A	6.00A	0.017ohm±30%	30MHz	Magnetic shield of magnetic powder in resin
LQH88PN6R8N38□	6.8μH±30%	100kHz	3.80A	4.50A	0.022ohm±30%	20MHz	Magnetic shield of magnetic powder in resin
LQH88PN100M38□	10μH±20%	100kHz	3.15A	3.60A	0.029ohm±30%	18MHz	Magnetic shield of magnetic powder in resin
LQH88PN150M38□	15μH±20%	100kHz	2.45A	3.00A	0.041ohm±30%	13MHz	Magnetic shield of magnetic powder in resin
LQH88PN220M38□	22μH±20%	100kHz	2.25A	2.70A	0.066ohm±30%	10MHz	Magnetic shield of magnetic powder in resin
LQH88PN330M38□	33μH±20%	100kHz	1.75A	1.90A	0.095ohm±30%	9MHz	Magnetic shield of magnetic powder in resin
LQH88PN470M38□	47μH±20%	100kHz	1.45A	1.50A	0.157ohm±30%	7MHz	Magnetic shield of magnetic powder in resin
LQH88PN680M38□	68μH±20%	100kHz	1.10A	1.25A	0.190ohm±30%	7MHz	Magnetic shield of magnetic powder in resin
LQH88PN101M38□	100μH±20%	100kHz	1.00A	1.00A	0.265ohm±30%	4MHz	Magnetic shield of magnetic powder in resin

Operating Temperature Range: -40 to +85°C
Only for reflow soldering.

■ Notice (Allowable DC Current)

<Allowable DC Current>

When Allowable DC Current is applied to the Products, self-generation of heat will rise to 40°C or less.

When Allowable DC Current is applied to the Products, Inductance will be within +30% of nominal Inductance value.

Continued on the following page.

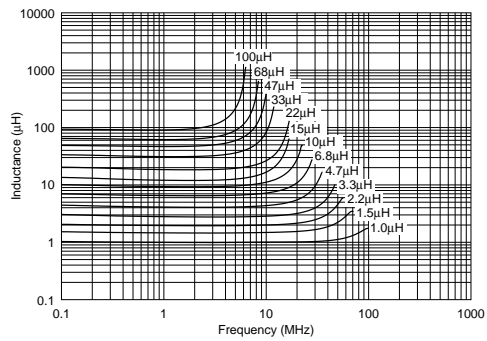
● This data sheet is applied for CHIP INDUCTORS (CHIP COILS) used for General Electronics equipment for your design.

⚠ Note:

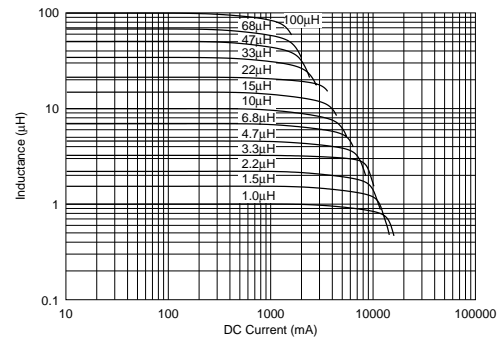
1. This datasheet is downloaded from the website of Murata Manufacturing Co., Ltd. Therefore, its specifications are subject to change or our products in it may be discontinued without advance notice. Please check with our sales representatives or product engineers before ordering.
2. This datasheet has only typical specifications because there is no space for detailed specifications. Therefore, please approve our product specifications or transact the approval sheet for product specifications before ordering.

Continued from the preceding page.

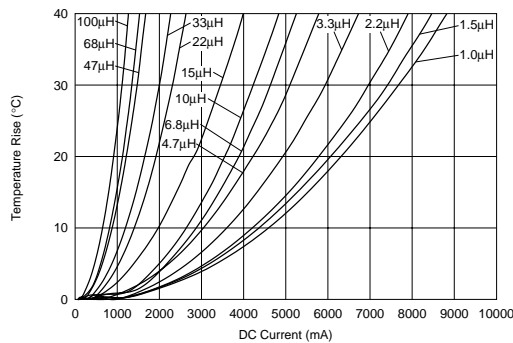
Inductance-Frequency Characteristics (Typ.)



Inductance-Current Characteristics (Typ.)



Temperature Rise Characteristics (Typ.)



⚠ Caution/Notice

⚠ Caution (Rating)

Do not use products beyond the rated current as this may create excessive heat.

Notice

Solderability of Tin plating termination chip might be deteriorated when low temperature soldering profile where peak solder temperature is below the Tin melting point is used. Please confirm the solderability of Tin plating termination chip before use.

● This data sheet is applied for CHIP INDUCTORS (CHIP COILS) used for General Electronics equipment for your design.

⚠ Note:

1. This datasheet is downloaded from the website of Murata Manufacturing co., Ltd. Therefore, it's specifications are subject to change or our products in it may be discontinued without advance notice. Please check with our sales representatives or product engineers before ordering.
2. This datasheet has only typical specifications because there is no space for detailed specifications. Therefore, please approve our product specifications or transact the approval sheet for product specifications before ordering.