

RELAY DRIVERS, LAMP DRIVERS,  
MOTOR DRIVERS APPLICATION.

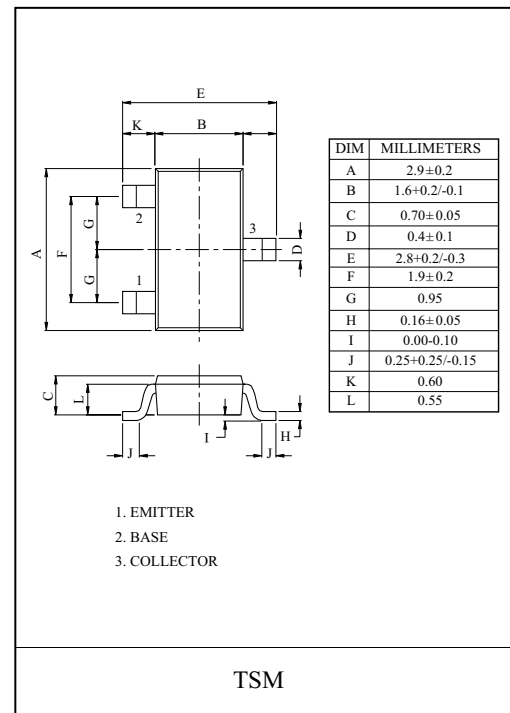
#### FEATURES

- Adoption of MBIT Processes.
- Large Current Capacitance.
- Low Collector-to-Emitter Saturation Voltage.
- High-Speed Switching.
- Ultrasmall Package Facilitates Miniaturization in end Products.
- High Allowable Power Dissipation.
- Complementary to KTC3532T.

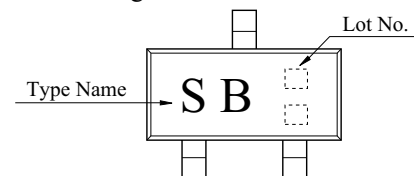
#### MAXIMUM RATING (Ta=25°C)

CHARACTERISTIC	SYMBOL	RATING	UNIT
Collector-Base Voltage	$V_{CBO}$	-20	V
Collector-Emitter Voltage	$V_{CEO}$	-20	V
Emitter-Base Voltage	$V_{EBO}$	-5	V
Collector Current	DC	$I_C$	-1.5 A
	Pulse	$I_{CP}$	-3 A
Base Current	$I_B$	-300	mA
Collector Power Dissipation	$P_C^*$	0.9	W
Junction Temperature	$T_j$	150	°C
Storage Temperature Range	$T_{stg}$	-55 ~ 150	°C

\* Package mounted on a ceramic board (600mm<sup>2</sup> × 0.8mm)



#### Marking

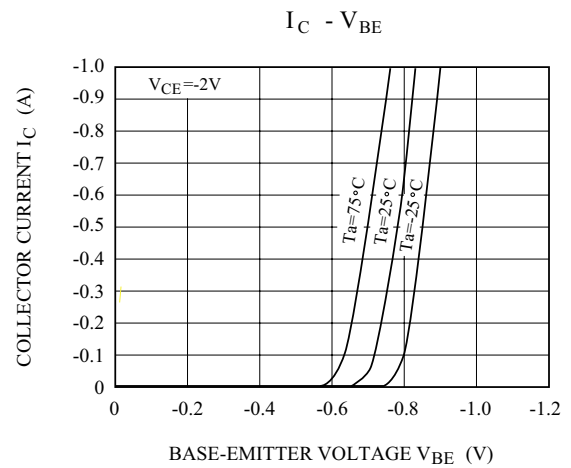
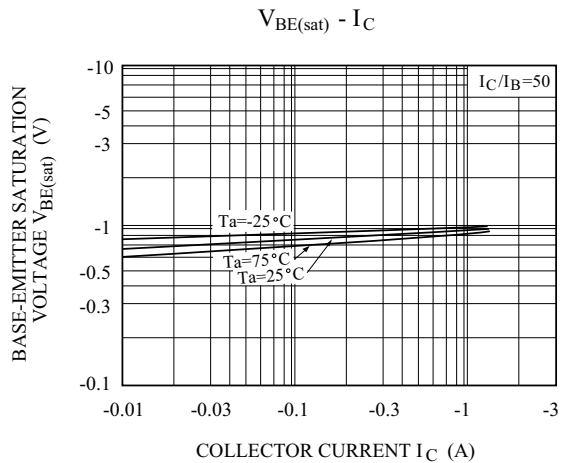
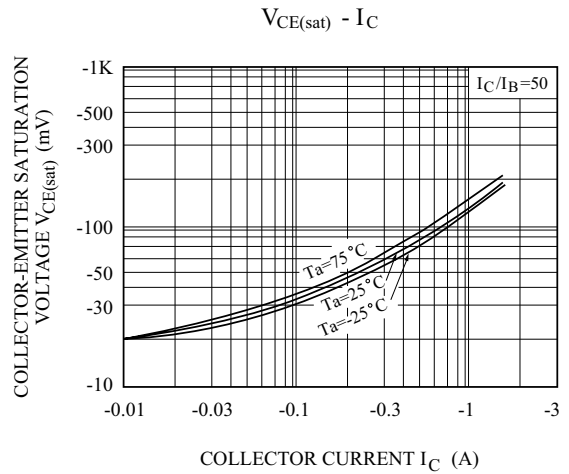
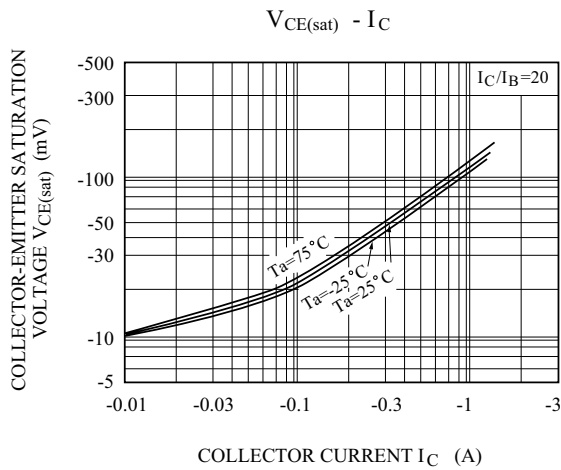
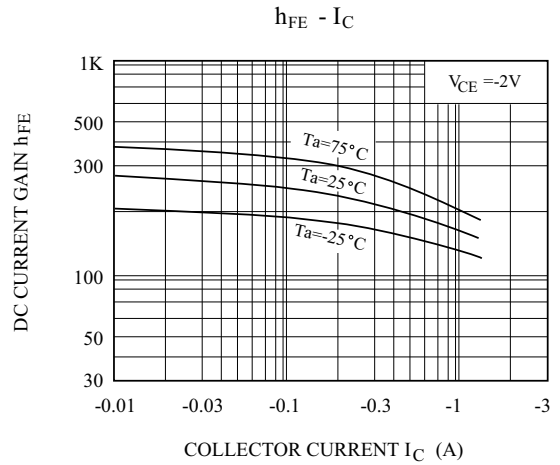
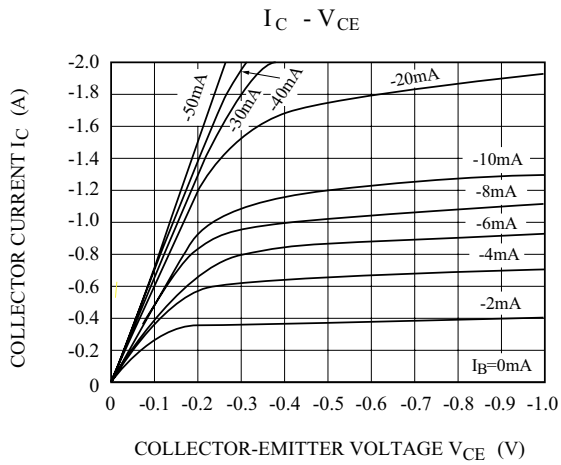


#### ELECTRICAL CHARACTERISTICS (Ta=25°C)

CHARACTERISTIC	SYMBOL	TEST CONDITION	MIN.	TYP.	MAX.	UNIT
Collector Cut-off Current	$I_{CBO}$	$V_{CB}=-12V, I_E=0$	-	-	-0.1	$\mu A$
Emitter Cut-off Current	$I_{EBO}$	$V_{EB}=-4V, I_C=0$	-	-	-0.1	$\mu A$
Collector-Base Breakdown Voltage	$V_{(BR)CBO}$	$I_C=-10\mu A, I_E=0$	-20	-	-	V
Collector-Emitter Breakdown Voltage	$V_{(BR)CEO}$	$I_C=-1mA, I_B=0$	-20	-	-	V
Emitter-Base Breakdown Voltage	$V_{(BR)EBO}$	$I_E=-10\mu A, I_C=0$	-5	-	-	V
Collector-Emitter Saturation Voltage	$V_{CE(sat)}$	$I_C=-750mA, I_B=-15mA$	-	-120	-180	mV
Base-Emitter Saturation Voltage	$V_{BE(sat)}$	$I_C=-750mA, I_B=-15mA$	-	-0.85	-1.2	V
DC Current Gain	$h_{FE}$	$V_{CE}=-2V, I_C=-100mA$	200	-	560	
Transition Frequency	$f_T$	$V_{CE}=-2V, I_C=-300mA$	-	210	-	MHz
Collector Output Capacitance	$C_{ob}$	$V_{CB}=-10V, f=1MHz$	-	30	-	pF
Switching Time	Turn-On Time	$t_{on}$	-	50	-	nS
	Storage Time	$t_{stg}$	-	90	-	
	Fall Time	$t_f$	-	15	-	

$PW=20\mu s$   
 $DC \leq 1\%$   
 $I_{B1}$   
 $I_{B2}$   
 $OUTPUT$   
 $INPUT$   
 $50\Omega$   
 $V_R$   
 $R_B$   
 $220\mu F$   
 $470\mu F$   
 $R_L$   
 $V_{BE}=5V$   
 $V_{CC}=-5V$   
 $-20I_{B1}=20I_{B2}=I_C=-750mA$

# KTA1532T



# KTA1532T

