

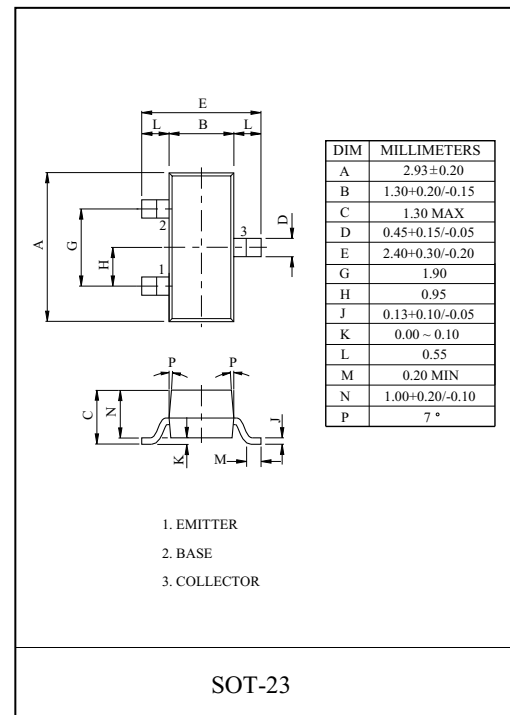
GENERAL PURPOSE APPLICATION.  
SWITCHING APPLICATION.

#### FEATURES

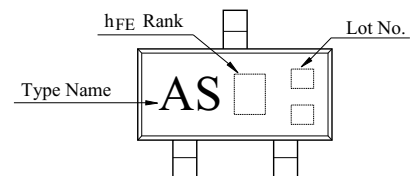
- Excellent  $h_{FE}$  Linearity  
:  $h_{FE}(0.1mA)/h_{FE}(2mA)=0.95(Typ.)$ .
- Low Noise :  $NF=1dB(Typ.)$ ,  $10dB(Max.)$ .
- Complementary to KTC3875S.

#### MAXIMUM RATING (Ta=25 °C)

CHARACTERISTIC	SYMBOL	RATING	UNIT
Collector-Base Voltage	$V_{CBO}$	-50	V
Collector-Emitter Voltage	$V_{CEO}$	-50	V
Emitter-Base Voltage	$V_{EBO}$	-5	V
Collector Current	$I_C$	-150	mA
Base Current	$I_B$	-30	mA
Collector Power Dissipation	$P_C$	150	mW
Junction Temperature	$T_j$	150	°C
Storage Temperature Range	$T_{stg}$	-55 ~ 150	°C



#### Marking

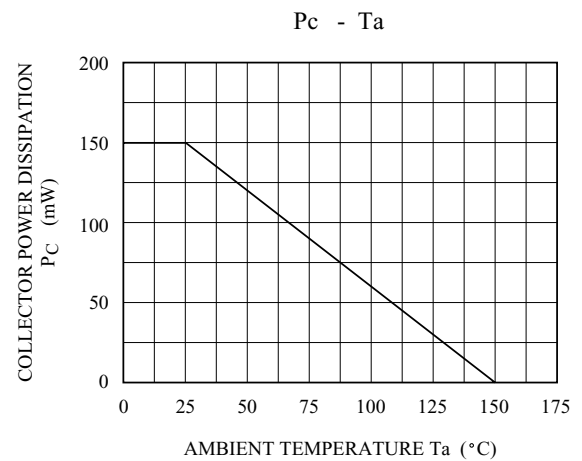
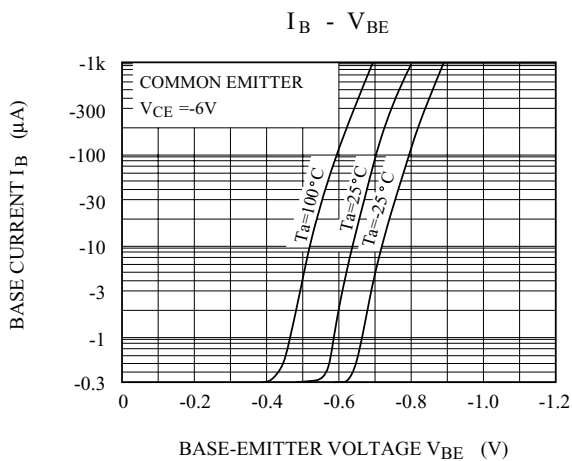
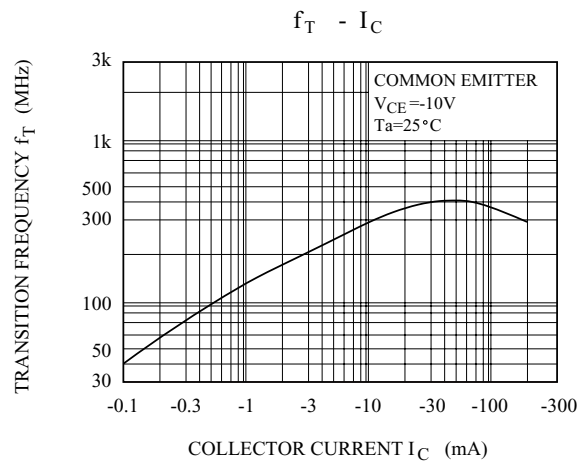
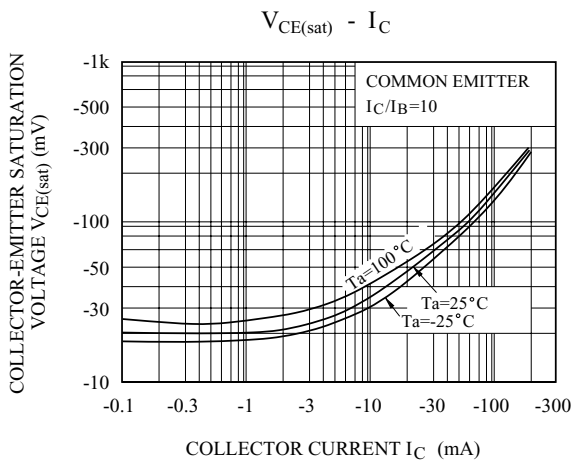
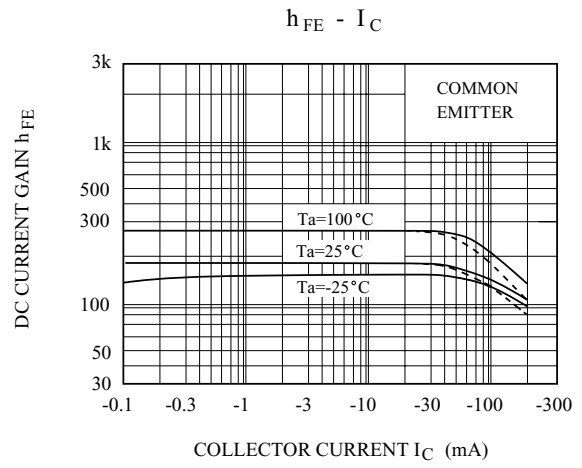
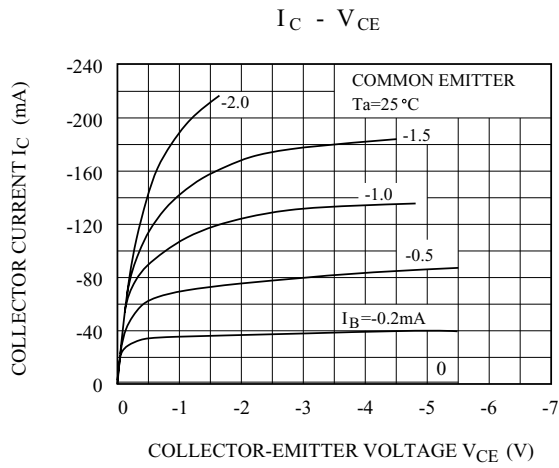


#### ELECTRICAL CHARACTERISTICS (Ta=25 °C)

CHARACTERISTIC	SYMBOL	TEST CONDITION	MIN.	TYP.	MAX.	UNIT
Collector Cut-off Current	$I_{CBO}$	$V_{CB}=-50V, I_E=0$	-	-	-0.1	$\mu A$
Emitter Cut-off Current	$I_{EBO}$	$V_{EB}=-5V, I_C=0$	-	-	-0.1	$\mu A$
DC Current Gain	$h_{FE}(Note)$	$V_{CE}=-6V, I_C=-2mA$	70	-	400	
Collector-Emitter Saturation Voltage	$V_{CE(sat)}$	$I_C=-100mA, I_B=-10mA$	-	-0.1	-0.3	V
Transition Frequency	$f_T$	$V_{CE}=-10V, I_C=-1mA$	80	-	-	MHz
Collector Output Capacitance	$C_{ob}$	$V_{CB}=-10V, I_E=0, f=1MHz$	-	4.0	7.0	pF
Noise Figure	NF	$V_{CE}=-6V, I_C=-0.1mA$ $f=1kHz, R_g=10k \Omega$	-	1.0	10	dB

Note :  $h_{FE}$  Classification O:70~140 , Y:120~240 , GR(G):200~400

# KTA1504S



# KTA1504S

## SAFE OPERATING AREA

