

LOW PROFILE INTERFACE COUPLING AND HYBRID TRANSFORMERS

ELECTRICAL SPECIFICATIONS:

* DESIGNED TO MEET FCC PART 68.

* FREQUENCY RESPONSE:

1) FOR MODEL NO. PHT-1901, PHT-1902, & PHT-1903:

500-3500 Hz +/- 1.3 DB.

300-3500 Hz +1.3 DB/-2.9 DB.

2) FOR MODEL NO. PHT-1904:

500-3500 Hz +0.5 DB/ - 0.7 DB.

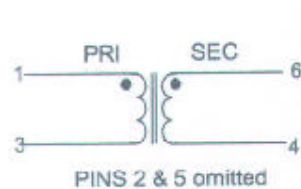
300-3500 Hz +0.5 DB/-1.7DB.

* SECONDARY LOAD 600 OHM W/D.C. PRIMARY.

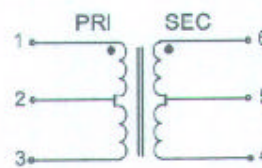
MEASUREMENTS FOR PHT-1904 HYBRID TRANSFORMER WITH TOTAL SECONDARY LOADED WITH 1200 OHM AND RATED D.C. IN PRIMARY.

MODEL NO.	IMPEDANCE		TURNS RATIO +/-2%	MAX.D.C. UNBAL. (mA)	INS. LOSS REF. @ 1.8 KHz	RETURN LOSS MIN. @1.8KHz	MAX. DIST. @300Hz	RESISTANCE +/- 10%(OHM)		FIG.
	PRI.	SEC.						PRI.	SEC.	
PHT-1901	600	600	1:1.04	90	1.7 DB	14.0 DB	0.5 %	75	100	A
PHT-1902	600	600	1:1.04	90	1.7 DB	14.0 DB	0.5 %	75	100	B
PHT-1903	600	600	1:1.04	90	1.7 DB	14.0 DB	0.5 %	75	100	C
PHT-1904	600	600/600	1:1.49	50	1.6 DB	14.0 DB @1 KHz	0.5 %	75	170	C

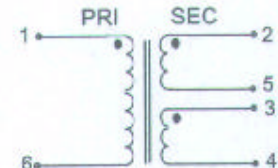
FIGURE:



(A)



(B)



(C)

PHYSICAL DIMENSIONS:

(UNIT:INCH/mm)

