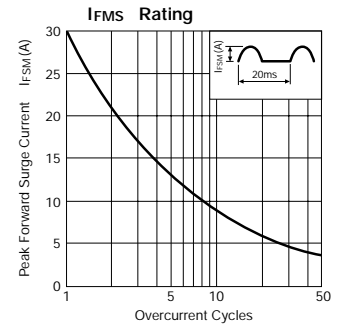
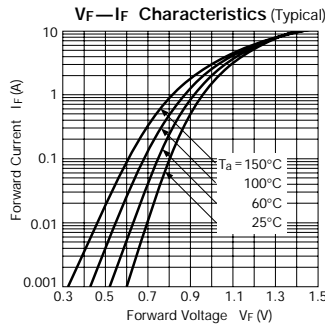
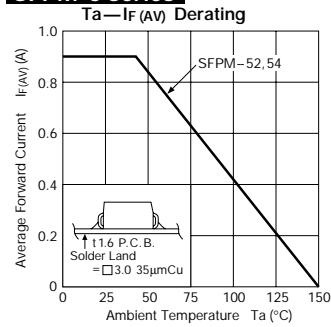


# Rectifier Diodes (Surface Mount)

Type No.	Absolute Maximum Ratings					Electrical Characteristics (Ta = 25°C)				Others		
	V <sub>RM</sub> (V)	I <sub>F(AV)</sub> (A)	I <sub>FSM</sub> (A)	T <sub>J</sub> (°C)	T <sub>stg</sub> (°C)	V <sub>F</sub> (V)		I <sub>R</sub> (μA)	I <sub>R(H)</sub> (μA)	R <sub>th(j-ℓ)</sub>	Mass	Fig.
			50Hz Half-cycle Sinewave Single Shot			max	I <sub>F</sub> (A)	V <sub>R</sub> = V <sub>RM</sub> max	V <sub>R</sub> = V <sub>RM</sub> Ta = 100°C max	(°C/W)	(g)	
SFPM-52	200	0.9	30	-40 to +150	1.0	1.0	10	50	20	0.072	Ⓐ	
SFPM-54	400	0.9										
SFPM-62	200	1.0	45									0.98
SFPM-64	400	1.0										

## SFPM-5 series



## SFPM-6 series

