




NTD

HIGH VOLTAGE-HIGH CURRENT SILICON RECTIFIERS

- DIFFUSED SILICON JUNCTIONS
- PRV 8,000 TO 60,000 VOLTS
- AVALANCHE CHARACTERISTICS
- LOW LEAKAGE



EDI Type No.	Peak Reverse Voltage PRV (Volts)	Avg. Fwd. Current at 50 °C (mA)	Max. Fwd. Voltage Drop at 25 °C And I _O V _F (Volts)	Length "L" Fig.3
NTD 08	8,000	300	12	1.00
NTD 10	10,000	300	15	1.25
NTD 12	12,000	300	18	1.50
NTD 15	15,000	300	24	2.00
NTD 20	20,000	300	30	2.50
NTD 25	25,000	300	38	3.00
NTD 30	30,000	300	45	3.75
NTD 35	35,000	300	54	4.00
NTD 40	40,000	300	60	5.00
NTD 45	45,000	300	70	6.25
NTD 50	50,000	300	76	6.25
NTD 60	60,000	300	83	8.00

ELECTRICAL CHARACTERISTICS(at T_A=25 °C Unless Otherwise Specified)

Max. DC Reverse Current @ PRV and 25 °C, I _R	1 μA
Max. DC Reverse Current @ PRV and 100 °C, I _R	100 μA
Ambient Operating Temperature Range, T _A	-55 °C to +125 °C
Storage Temperature Range, T _{STG}	-55 °C to +150 °C
Max. One-Half Cycle Surge Current, I _{FM} (Surge) @ 60Hz	20 Amps

FIG.1
OUTPUT CURRENT vs AMBIENT TEMPERATURE

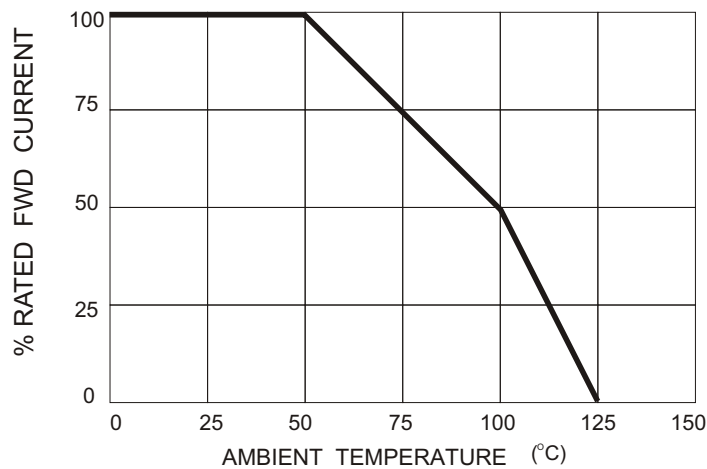


FIG.2
NON-REPETITIVE SURGE CURRENT RATINGS

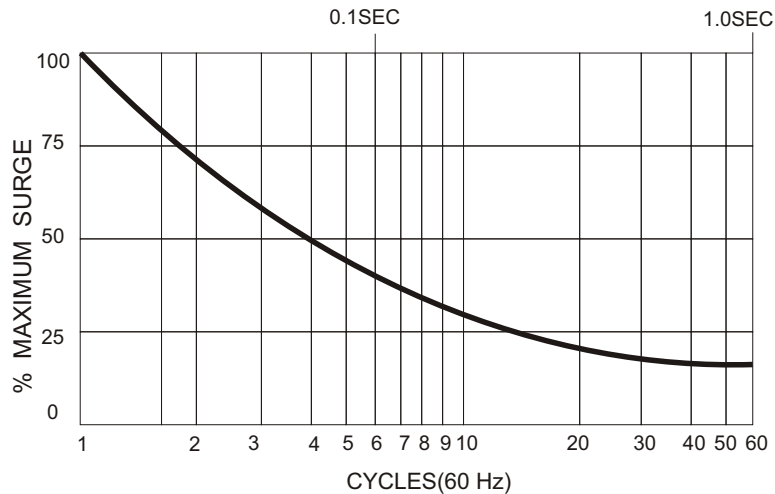
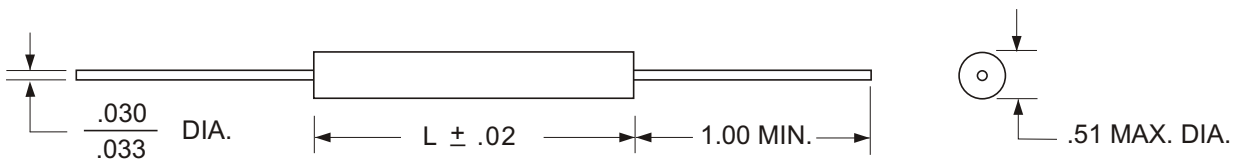


FIG.3
PACKAGE STYLE



ALL DIMENSIONS IN INCHES

Maximum lead and terminal temperature for soldering, 3/8 inch form case, 5 seconds at 250°C

EDI reserves the right to change these specifications at any time without notice.

ELECTRONIC DEVICES, INC. DESIGNERS AND MANUFACTURERS OF SOLID STATE DEVICES SINCE 1951.
 21 GRAY OAKS AVENUE * YONKERS, NEW YORK 10710 914-965-4400 * FAX 914-965-5531 * 1-800-678-0828
 e-mail: sales@edidiodes.com * website: <http://www.edidiodes.com>