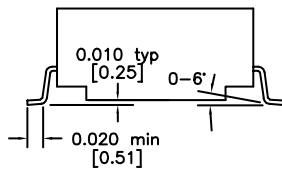
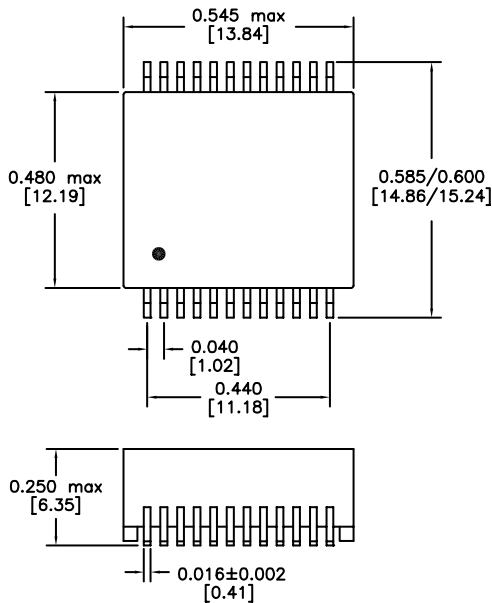


HALO Electronics offers a complete family of dual port, “Remote Power”, solutions. Available in both commercial and industrial temperature ranges. Designed to meet the requirements of IEEE802.3af with 350 mA current capability.



### NJ Package



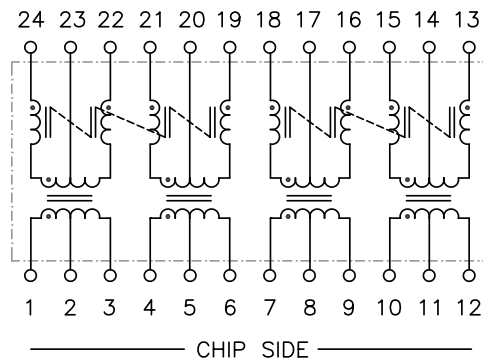
DIMENSIONS : Inch [mm]  
CO-PLANARITY : 0.004 [0.10]

### Patented Construction

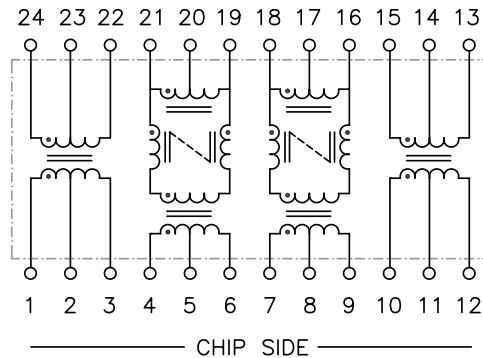
US Pat Nbrs: 5,656,985 6,297,721 B1  
6,297,720 B1 6,320,489 B1  
6,344,785 B1 6,662,431 B1



### Circuit Diagram A



### Circuit Diagram B



### Electrical Specifications @ 25°C

Isolation Voltage: 1,500Vrms  
Turns Ratio, TX & RX: 1CT:1CT  
Insertion Loss (0.1-100MHz): -1.1dB max  
OCL @100KHz, 8mA: 350µH min  
(over full temp. range)

Return Loss  
0.5-30MHz: -18dB min  
40MHz: -15.5dB min  
50MHz: -13.6dB min  
60-80MHz: -12dB min

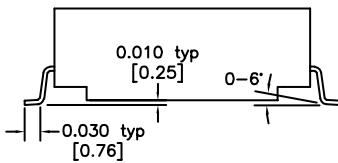
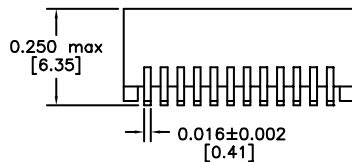
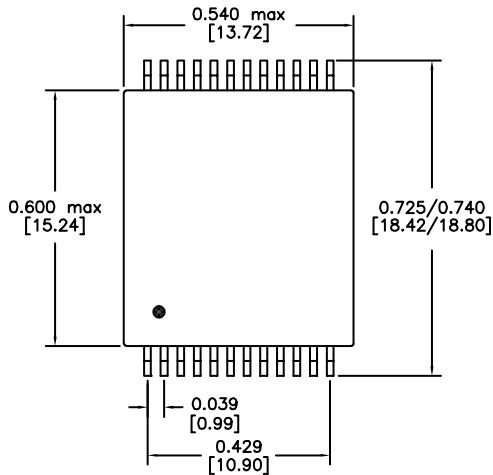
Part Number	Temp Range	PRI/SEC Cw/w (pF typ)	PRI DCR (Ω max)	CMR (.1-100MHz)	Crosstalk (1-100MHz)	Circuit Diagram
TG110-RP06NJRL	0 to 70C	25	0.9	-38dB typ	-38dB typ	A
TG110-RP07NJRL	0 to 70C	25	0.9	-40dB typ*	-40dB typ	B
TG110-RPE12NJRL	-40 to +85C	25	1.0	-38dB typ	-38dB typ	A

\*TX only

HALO Electronics offers a complete family of dual port, “Remote Power”, solutions. Available in both commercial and industrial temperature ranges. Designed to meet the requirements of IEEE802.3af with 350 mA current capability.



### NY Package



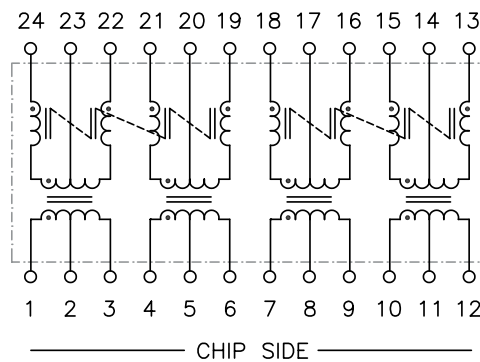
DIMENSIONS : Inch [mm]  
CO-PLANARITY : 0.004 [0.10]

#### Patented Construction

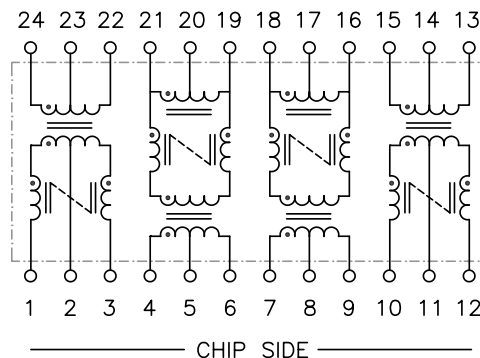
US Pat Nbrs: 5,656,985      6,297,721 B1  
6,297,720 B1      6,320,489 B1  
6,344,785 B1      6,662,431 B1



### Circuit Diagram A



### Circuit Diagram B



### Electrical Specifications @ 25°C

Isolation Voltage: 1,500Vrms  
Turns Ratio, TX & RX: 1CT:1CT  
Insertion Loss (0.1-100MHz): -1.1dB max  
OCL @100KHz, 8mA: 350μH min  
(over full temp. range)

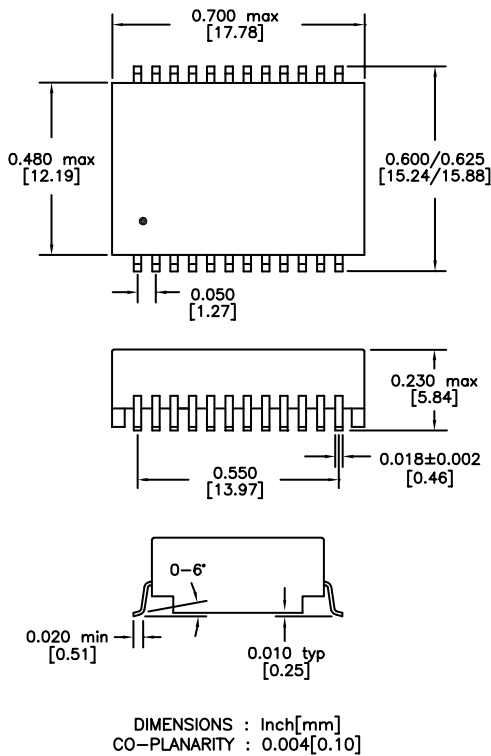
Return Loss  
0.5-30MHz: -18dB min  
40MHz: -15.5dB min  
50MHz: -13.6dB min  
60-80MHz: -12dB min

Part Number	Temp Range	PRI/SEC Cw/w (pF typ)	PRI DCR (Ω max)	CMR ( .1-100MHz)	Crosstalk (1-100MHz)	Circuit Diagram
TG110-RP05NYRL	0 to 70C	25	0.9	-40dB typ	-40dB typ	B
TG110-RP10NYRL	0 to 70C	25	0.9	-38dB typ	-38dB typ	A
TG110-RPE10NYRL	-40 to +85C	25	1.0	-38dB typ	-38dB typ	A

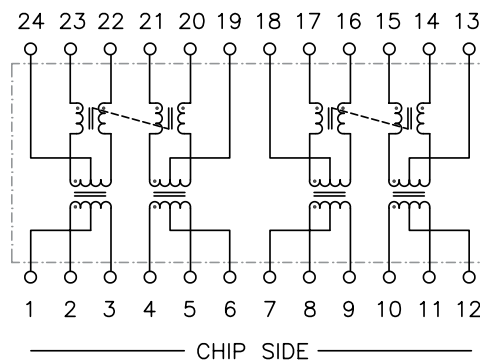
HALO Electronics offers a complete family of dual port, “Remote Power”, solutions. Available in both commercial and industrial temperature ranges. Designed to meet the requirements of IEEE802.3af with 350 mA current capability. Auto-MDIX compatible. Standard devices are available for most leading silicon vendors’ Phy’s.



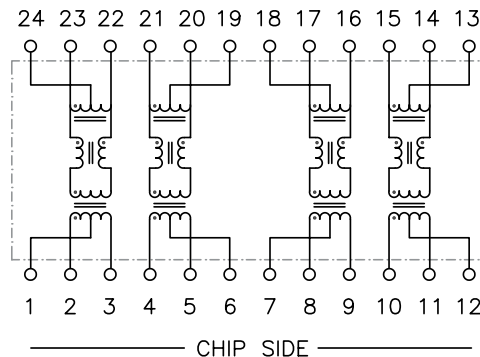
### NZ Package



### Circuit Diagram A



### Circuit Diagram B



### Patented Construction

US Pat Nbrs: 5,656,985 6,297,721 B1  
6,297,720 B1 6,320,489 B1  
6,344,785 B1 6,662,431 B1

### Electrical Specifications @ 25°C

Isolation Voltage: 1,500Vrms  
Turns Ratio, TX & RX: 1CT:1CT  
Insertion Loss (0.1-100MHz): -1.1dB max  
OCL @100KHz, 8mA: 350µH min  
(over full temp. range)

Return Loss  
0.5-30MHz: -18dB min  
40MHz: -15.5dB min  
50MHz: -13.6dB min  
60-80MHz: -12dB min

Part Number	Temp Range	PRI/SEC Cw/w (pF typ)	PRI DCR (Ω max)	CMR ( .1-100MHz)	Crosstalk (1-100MHz)	Circuit Diagram
TG110-RP01NZRL	0 to 70C	25	0.9	-38dB typ	-38dB typ	A
TG110-RP03NZRL	0 to 70C	25	0.9	-40dB typ	-40dB typ	B
TG110-RPE9NZRL	-40 to +85C	25	1.0	-38dB typ	-38dB typ	A