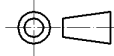
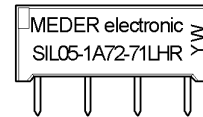
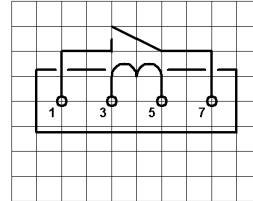
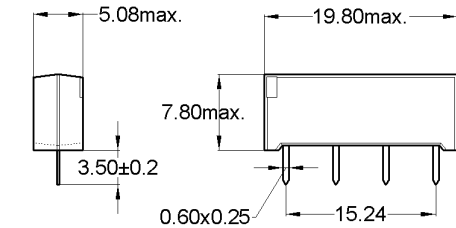


### Dimensions

### Layout 71L Pitch 2.54 / Top View

### Marking

Type - Layout  
 Production-Code  
 EN60062



unspecified tolerances  $\pm 0.1\text{mm}$   
 nicht spezifizierte Toleranzen  $\pm 0.1\text{mm}$

Coil Data at 20 °C	Conditions	Min	Typ	Max	Unit
Coil resistance		900	1.000	1.100	Ohm
Coil voltage			5		VDC
Rated power			25		mW
Pull-In voltage				3,8	VDC
Drop-Out voltage		0,75			VDC

Contact data 66/1	Conditions	Min	Typ	Max	Unit
Contact-form			A-NO		
Contact rating	Any DC combination of V & A not to exceed their individual max.'s			10	W
Switching voltage	DC or Peak AC			100	V
Switching current	DC or Peak AC			0,5	A
Carry current	DC or Peak AC			1	A
Contact resistance static	Measured with 40% overdrive Start Value			150	mOhm
Contact resistance dynamic	Maximum value 1,5 ms after excitation Start Value			200	mOhm
Insulation resistance	RH <45 %, 200 V test voltage	1			GOhm
Breakdown voltage (>20 AT)	according to IEC 255-5	200			VDC
Operate time incl. bounce	measured with 40% overdrive			0,7	ms
Release time	measured with no coil excitation			0,1	ms
Capacitance	@ 10 kHz across open switch		0,3		pF

Special Product Data	Conditions	Min	Typ	Max	Unit
Insulation resistance Coil/Contact	RH <45%, 200 VDC test voltage	100			GOhm
Insulation voltage Coil/Contact	according to IEC 255-5	1,5			kV DC
Housing material		epoxy resin			
Connection pins		Copper alloy tin plated			

Environmental data	Conditions	Min	Typ	Max	Unit
Shock	1/2 sine wave duration 11ms			50	g
Vibration	from 10 - 2000 Hz			20	g
Ambient temperature		-20		70	°C
Storage temperature		-35		95	°C
Soldering temperature	wave soldering max. 5 sec.			260	°C
Cleaning		fully sealed			

Modifications in the sense of technical progress are reserved

Designed at: 16.12.08 Designed by: THAUKE  
 Last Change at: 08.01.09 Last Change by: THAUKE

Approval at: 08.01.09 Approval by: JHEYDER  
 Approval at: Approval by:

Version: 2