

Surface Mount RF Transformer

50Ω 0.015 to 100 MHz

ADTT1-6+ ADTT1-6



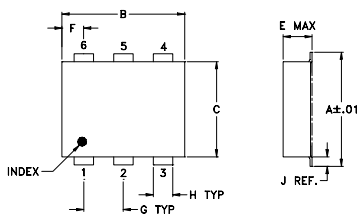
Maximum Ratings

Operating Temperature	-20°C to 85°C
Storage Temperature	-55°C to 100°C
RF Power	0.25W
DC Current	30mA

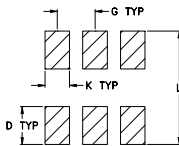
Pin Connections

PRIMARY DOT	3
PRIMARY	1
PRIMARY CT	2
SECONDARY DOT	4
SECONDARY	6
SECONDARY CT	5

Outline Drawing



PCB Land Pattern



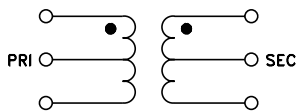
Suggested Layout,
Tolerance to be within ±.002

Outline Dimensions (inch)

A	B	C	D	E	F	G
.272	.310	.220	.100	.206	.055	.100
6.91	7.87	5.59	2.54	5.23	1.40	2.54
H	J	K	L	wt		
.030	.026	.065	.300	grams		
0.76	0.66	1.65	7.62	0.40		

Demo Board MCL P/N: TB-211

Config. B



Features

- excellent return loss, 17 dB in 1 dB bandwidth
- excellent amplitude unbalance, 0.05 dB typ. in 1 dB bandwidth
- aqueous washable
- protected under U.S. Patent 6,133,525

Applications

- impedance matching
- balanced amplifier

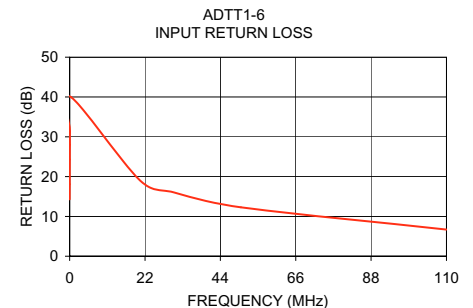
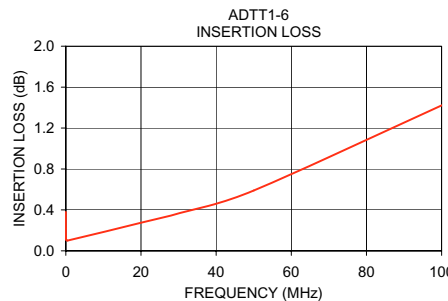
Transformer Electrical Specifications

RATIO	FREQUENCY (MHz)	INSERTION LOSS*			PHASE UNBALANCE (Deg.) Typ.		AMPLITUDE UNBALANCE (dB) Typ.	
		3 dB MHz	2 dB MHz	1 dB MHz	1 dB bandwidth	2 dB bandwidth	1 dB bandwidth	2 dB bandwidth
1	0.015-100	0.015-100	0.02-50	0.06-30	1	2	0.05	0.1

* Insertion Loss is referenced to mid-band loss, 0.2 dB typ.

Typical Performance Data

FREQUENCY (MHz)	INSERTION LOSS (dB)	INPUT R. LOSS (dB)	AMPLITUDE UNBALANCE (dB)	PHASE UNBALANCE (Deg.)
0.01	0.38	14.28	0.00	0.06
0.02	0.22	18.11	0.01	0.09
0.04	0.13	24.32	0.01	0.04
0.07	0.11	27.99	0.01	0.00
0.10	0.11	31.41	0.01	0.02
0.46	0.10	39.93	0.00	0.01
20.60	0.28	18.99	0.02	0.08
30.40	0.37	16.05	0.05	0.13
50.00	0.59	12.28	0.14	0.32
110.00	1.59	6.70	0.77	1.63



Mini-Circuits®
ISO 9001 ISO 14001 CERTIFIED

ALL NEW
minicircuits.com

P.O. Box 350166, Brooklyn, New York 11235-0003 (718) 934-4500 Fax (718) 332-4661 For detailed performance specs & shopping online see Mini-Circuits web site



The Design Engineers Search Engine Provides ACTUAL Data Instantly From MINI-CIRCUITS At: www.minicircuits.com

RF/IF MICROWAVE COMPONENTS

REV. C
M112648
ADTT1-6
ED-7828/2
WZ/TD/CP/AM
071101